INDEX. VSM nos. 201 - 236.

Pge	VSM	Object
1		Cover page/ Index
2	**201**	V1310 Sco = Nova Sco 2010 (e chart)
3	**202**	V842 Cen = Nova Cen 1986 (g chart)
4	**203**	V5586 Sgr = Nova Sgr 2010 (g chart)
5	**204**	V1311 Sco = Nova Sco 2010 No.2 (d chart)
6	**205**	V1723 Aql = Nova Aql 2010
7	**205**	V1723 Aql (e chart)
8	**206**	V5587 Sgr = PNV J17474639-2335112 (f chart)
9	**207**	V5588 Sgr = Nova Sgr 2011 No.2 (f chart)
10	**208**	V1312 Sco = Nova Sco 2011 No.1 (d chart)
11	**209**	SN 2011di (IC 4754)
12	**209**	SN 2011di (chart)
13	**210**	PR Lup (nova) (e chart)
14	**211**	V1313 Sco = PNV J16364300-4132460 = Nova Sco 2011 No.2 (e chart)
15	**212**	SN 2011iv (NGC 1404) (f chart)
16	**213**	SN 2011ja (NGC 4945)
17	**213**	SN 2011ja (f chart)
18	**214**	V1368 Cen = Nova Cen 2012
19	**214**	V1368 Cen (d chart)
20	**215**	Nova LMC 2012 = TCP J04550000-7027150 (d chart)
21	**216**	PNV J18562170-0852300 (e chart) [NOT CONFIRMED]
22	**217**	V5589 Sgr = PNV J17452791-2305213 (d chart)
23	**218**	V5590 Sgr = PNV J18110375-2717276 (ZAnd+M)
24	**218**	V5590 Sgr (g chart)
25	**219**	V2677 Oph = PNV J17395600-2447420 (e chart)
26	**220**	V1324 Sco = Nova Sco 2012
27	**220**	V1324 Sco (e chart)
28	**221**	V5591 Sgr = PNV J17522579-2126215 (e chart)
29	**222**	HD 269006 = R71 = V733 LMC (b chart)
30	**223**	Poss. nova = PNV J09410000-5759540 (e chart)
31	**224**	SN in NGC 1965
32	**225**	PNV J05202109-7305433 (Nova in LMC)
33	**225**	PNV J05202109-7305433 (e chart)
34	**226**	PSN J06213846-5942506 (PGC 18880) (f chart)
35	**227**	PSN J14323388-4413278 (NGC5643) (e chart)
36	**228**	SN 2013by (PGC 59373) (e chart)
37	**229**	V1533 Sco = PNV J17335943-3606216 (e chart)
38	**230**	V3804 Sgr (ZAnd) (d chart)
39	**231**	IRAS 17378-3411 = PNV J17411305-3413235 (f chart) [LPV, not nova]
40	**232**	OGLE-2013-NOVA-02 [LMC]
41	**232**	OGLE-2013-NOVA-02 [LMC] (e chart)
42	**233**	V1369 Cen = Nova Cen 2013 (field chart)
43	**234**	V5666 Sgr = PNV J18250860-2236024 (f chart)
44	**235**	V1534 Sco = TCP J17154683-3128303 (NR:) (g chart)
45	**236**	Poss. nova in Oph = PNV J17144255-2943481 [UGWZ]
46	**236**	PNV J17144255-2943481 (f chart)

Chart scales: 'b' 60"=1mm; 'd' 20"=1mm; 'e' 10"=1mm; 'f' 5"=1mm; 'g' 2.5"=1mm

Variable Stars South 73-A00029(e)

VSM 201.

Nova Scorpii 2010

(2000) 17h06m07.50s -37°14'27.7"

Nova? 10.1 – ?

Scale : 10" = 1mm

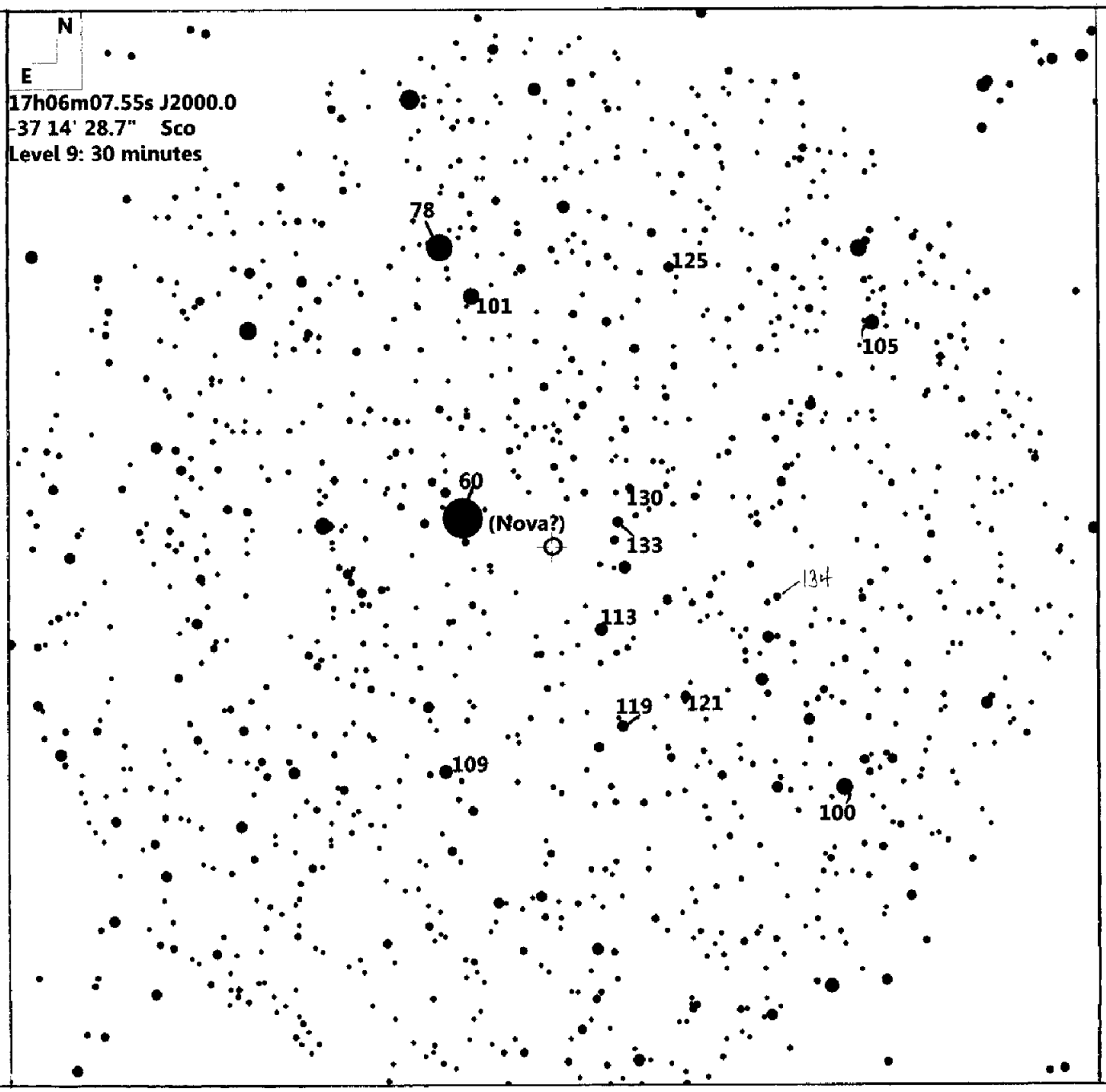

Guide 8 plot. GSC-ACT + USNO-A2.0 Equinox J2000

Mags: V. Hipp./Tycho-2 + ASAS-3

© 2010 MM 2010.02.23

VSM 202. Preliminary chart.

Variable Stars South 19-V00842(g)

Supplementary chart.

V842 Centauri (Nova Cen 1986)

(2000) 14h35m52.58s -57°37'35.1"

N 4.6v – 20.3j

Scale : 2.5" = 1mm

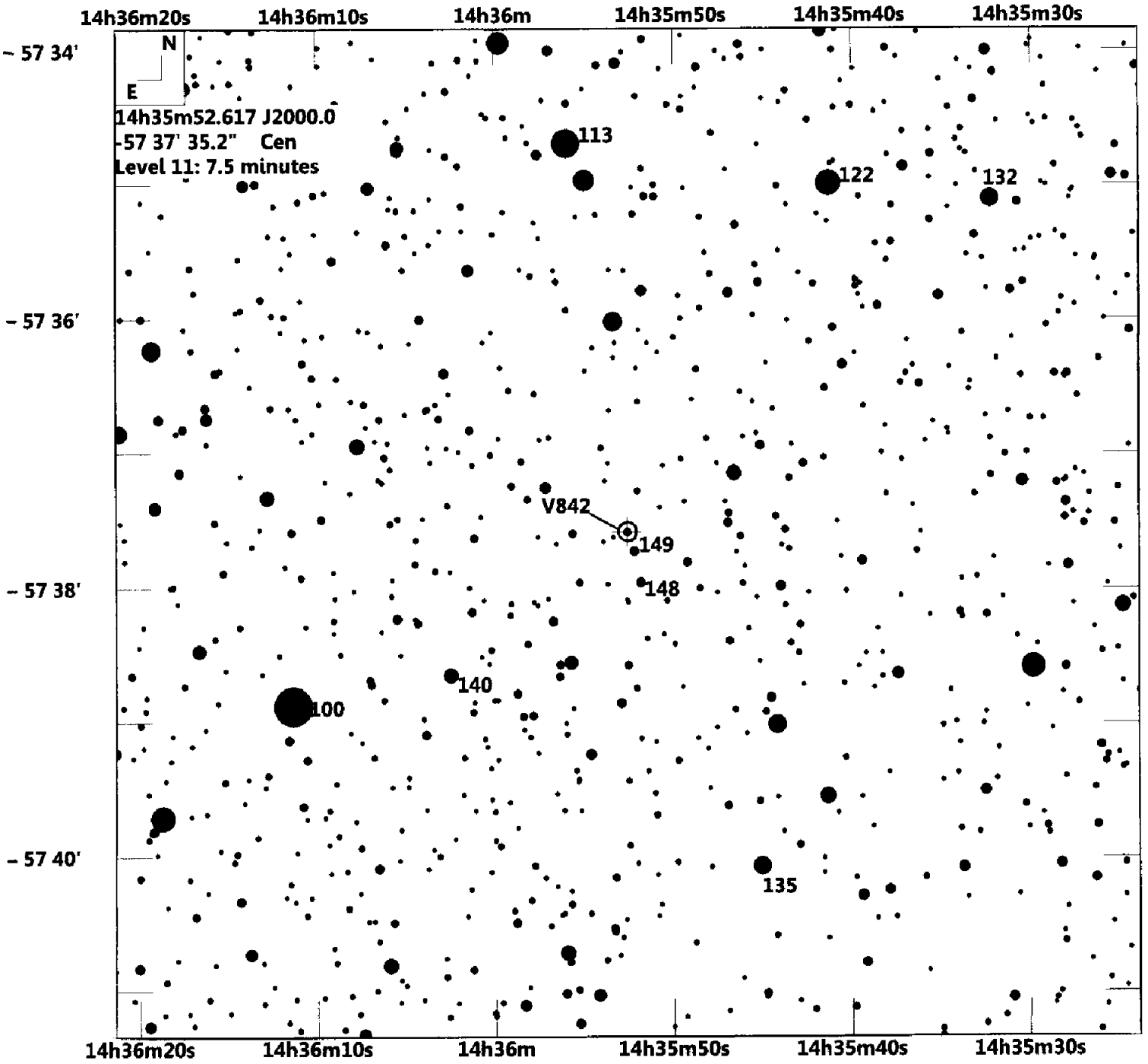

Guide 8 plot. GSC-ACT + USNO-A2.0 Equinox J2000

Mags: V. AAVSO sequence.

Refer also to VSS charts 852,853 and 905.

© 2010 MM 2010.03.17

VSM 203. Preliminary chart.

Variable Stars South
Supplementary chart.

72-A00030(g)

Nova Sgr 2010 No. 2

(2000) 17h53m02.98s -28°12'19.4"
Nova 14.66V - ?

Scale : 2.5" = 1mm

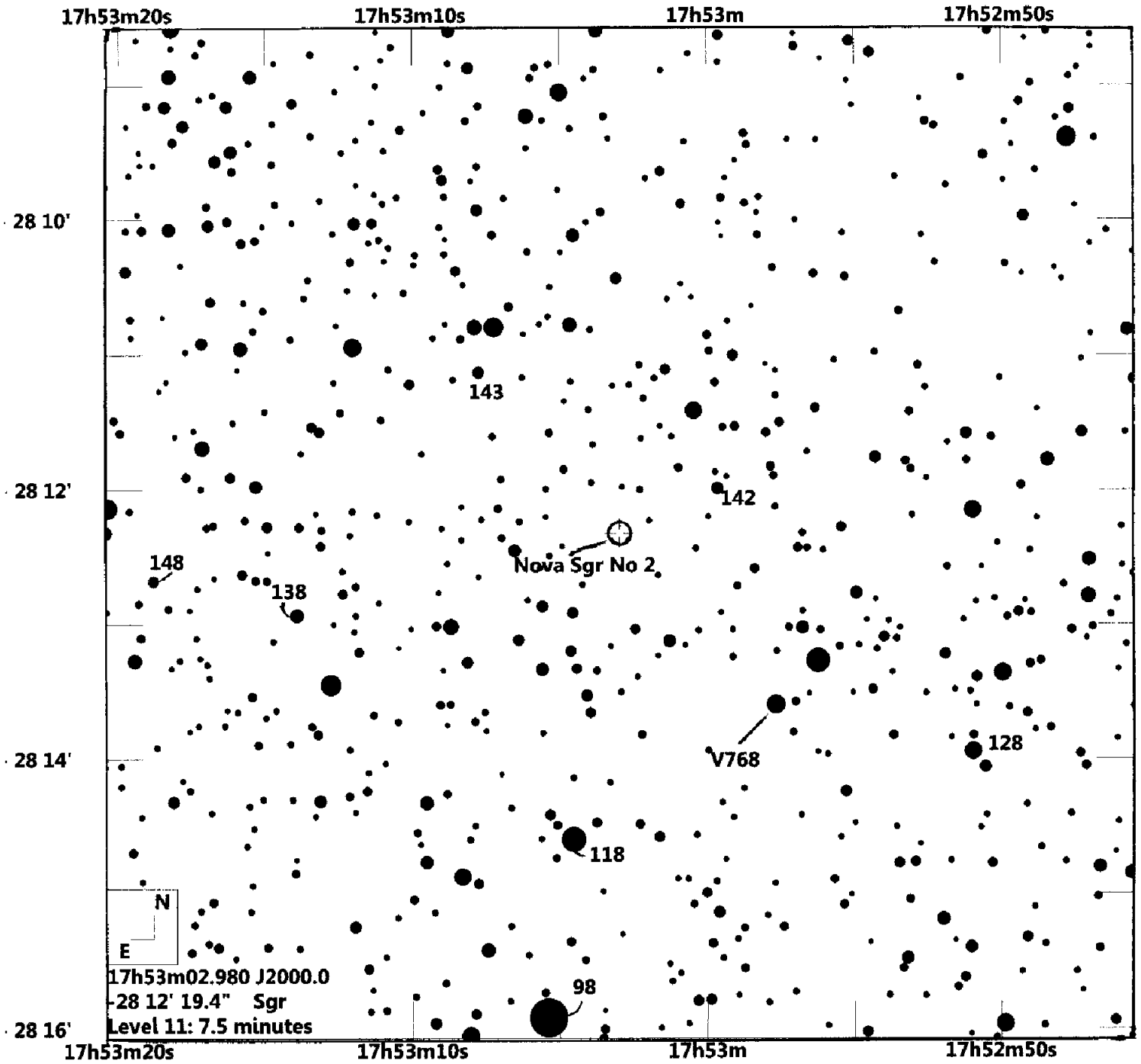

Guide 8 plot. GSC-ACT + CMC 14
Mags: V. ASAS-3 + CMC 14

Equinox J2000

© 2010

MM 2010.04.25

VSM 204. Preliminary chart.

Variable Stars South 73-A00031(d)

Supplementary chart.

Nova Scorpii 2010

(2000) 16h55m13.16s -38°03'46.9"

N. 8.6 - ?

Scale : 20" = 1mm

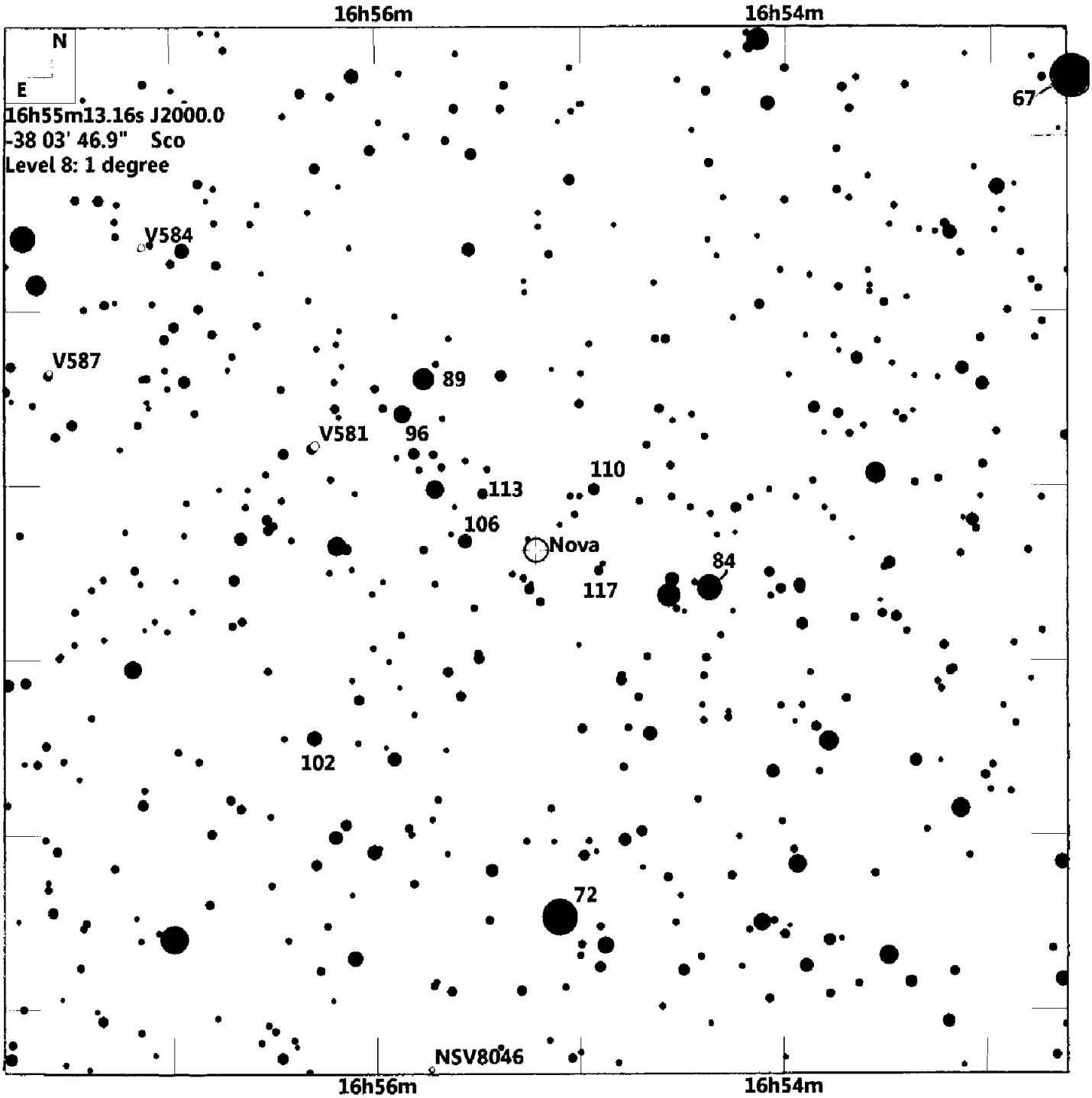

Guide 8 plot. GSC-ACT + USNO-A2.0 Equinox J2000

Mags: V. Tycho-2 + ASAS-3.

© 2010 MM 2010.04.27

Mati Morel

From: "Mati Morel" <mmorel7@bigpond.com>
Date: Sunday, 12 September 2010 9:26 PM
To: <pfwilliams@onaustralia.com.au>; "Berto Monard" <LAGMonar@nmisa.org>; "Alan Gilmore" <alan.gilmore@canterbury.ac.nz>; "Peter Williams" <peter_williams@oc.nykline.com>; "Albert Jones" <albert.jones@slingshot.co.nz>; "W.Liller" <liller.wm@Gmail.com>; <stubbo@sympac.com.au>; <pnelson@dcsi.net.au>; <brucesumner@hotmail.com>; <bd-heath@bigpond.net.au>; <rasnzweb+varstar@gmail.com>; <srh@xtra.co.nz>; <costeira1@tutopia.com.br>; "Tom Richards" <tom@prettyhill.org>; <dcn@dcnicholls.com>; "Roy Axelsen" <reaxelsen@gmail.com>; "Andrew A. Pearce" <a.tpearce@bigpond.com>; "Fraser Farrell" <fraserf@internode.on.net>; <srkak@iinet.net.au>; <vss-members@googlegroups.com>
Cc: <mmorel7@bigpond.com>
Subject: VSM 205 - Nova Aquilae 2010

VSM 205 : 2010 September 12.
==========
Preliminary Sequence for Nova Aquilae 2010.

Mag	(2000)		V	B-V	V_err	Sources
97	18 46 58.96	-03 46 48.0	9.652	0.21	0.012	ASAS-3+CMC4
110	18 47 24.03	-03 45 51.5	11.024	0.586	0.021	"
119	18 47 00.39	-03 49 23.9	11.93	0.75		GCPD
128	18 48 12.39	-03 45 52.5	12.820	1.584	0.082	ASAS-3 +CMC4
134	18 47 37.53	-03 47 44.3	13.368	0.611	0.135	"
139	18 47 53.13	-03 49 37.0	13.917	0.685	0.219	"

Sorry, but can't provide a chart this time. Since I upgraded to Windows7 a day ago, I find that my printer/scanner is no longer compatible. The device probably dates from Win98 days, and I was lucky it was compatible with Win Vista. It's now finally run out of legs.

I expect the northern hemisphere guys will shortly come up with good photometry, but these mags will tide you over till then. Must be a heavily obscured region.

Regards,
Mati Morel
Variable Stars South
mmorel7@bigpond.com

VSM 205. Preliminary chart.

Variable Stars South 05-A00028(e)

Supplementary chart.

Nova Aquilae 2010

(2000) 18h47m38.38s -03°47'14.1"

N 12.4 U -

Scale: 10" = 1mm

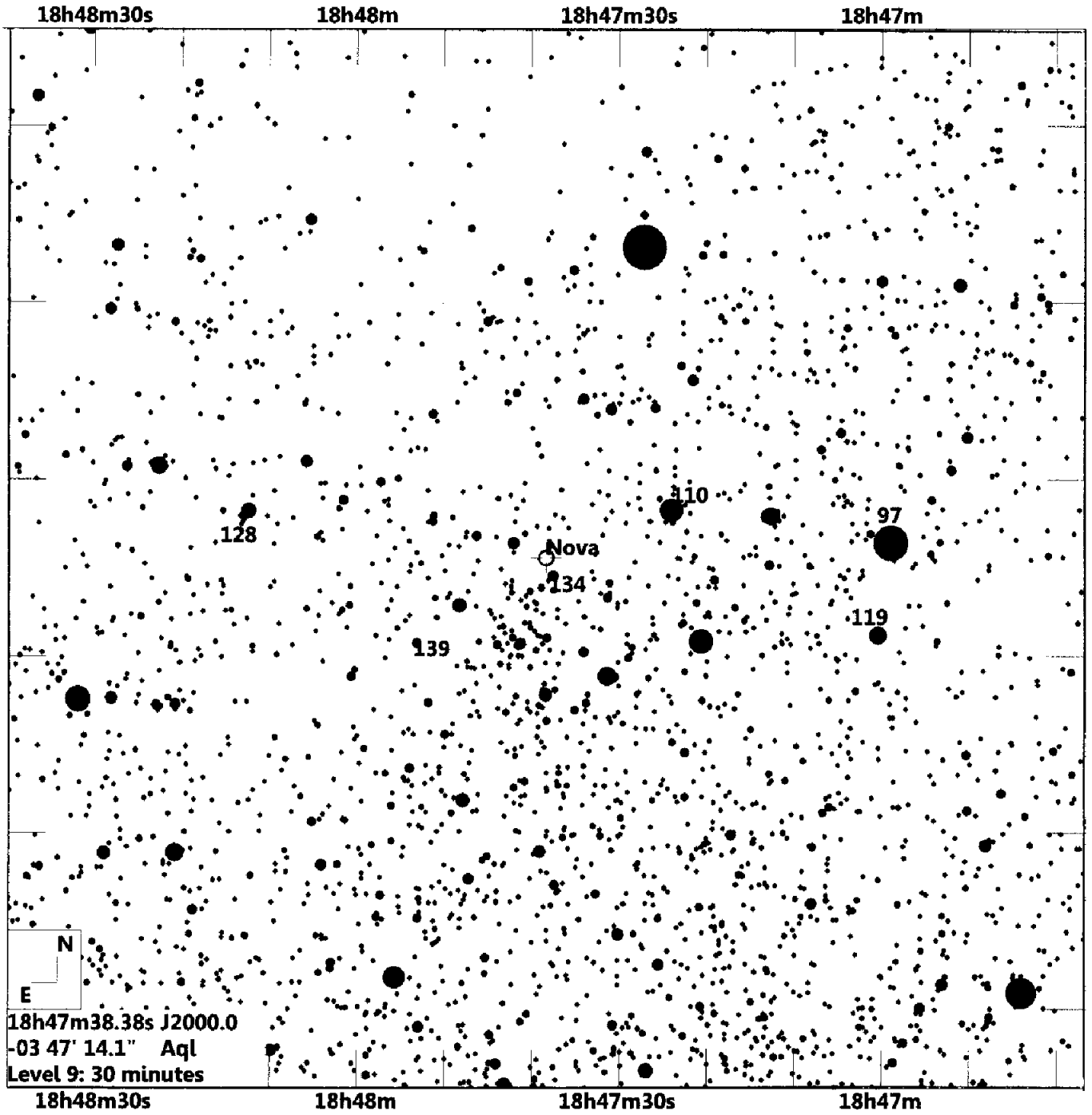

Guide 8 plot. GSC-ACT + CMC4 Equinox J2000

Mags: V ASAS-3

© 2010 MM 2010.09.12

VSM 206. Preliminary chart.

Variable Stars South 72-A00029(f)

Supplementary chart.

PNV J17474639-2335112

(2000) 17h47m46.39s -23°35'11.2"

N 11.2 - CR

Scale: 5" = 1mm

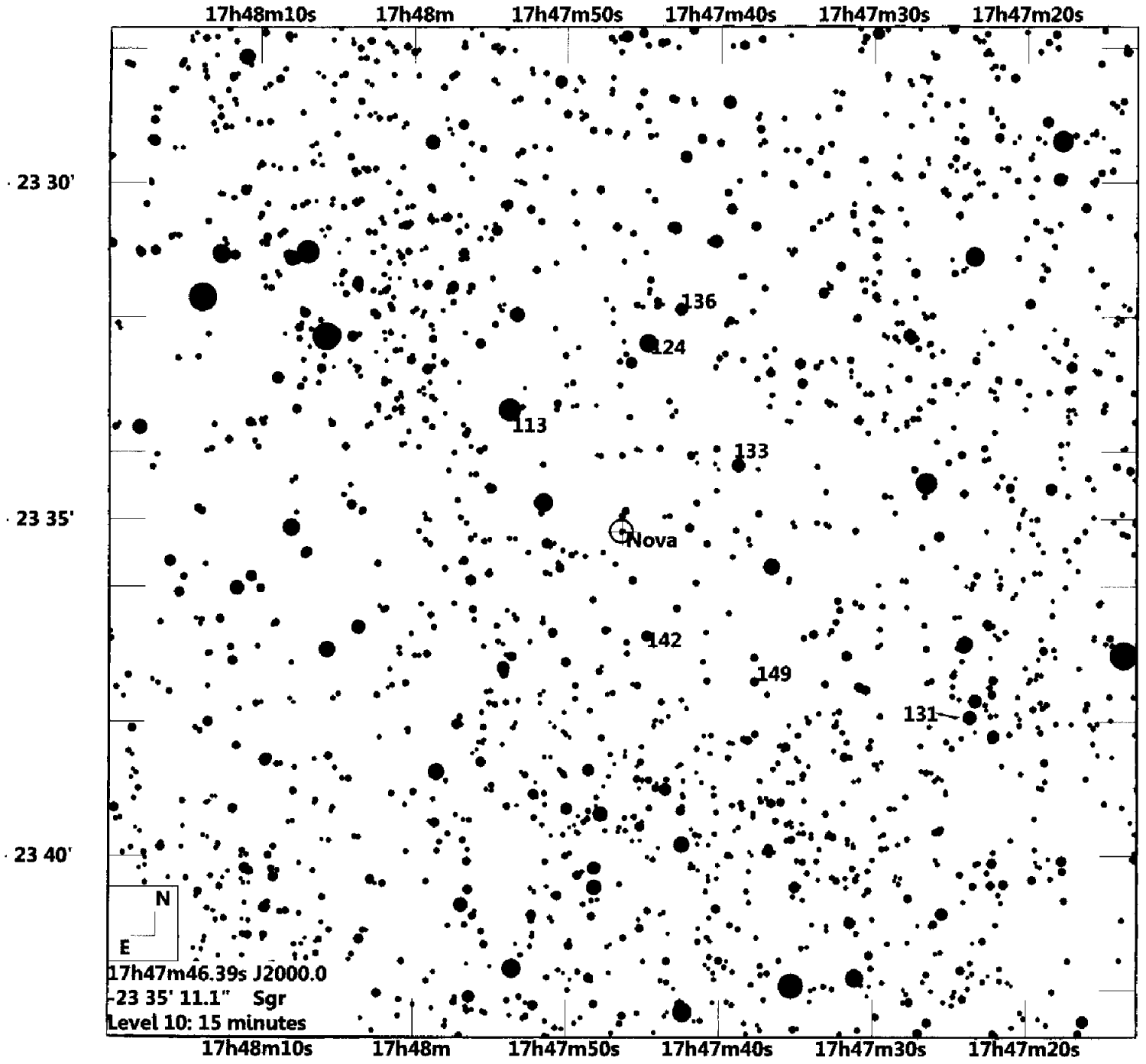

Guide 8 plot. GSC-ACT + SPM4 Equinox J2000

Mags: V ASAS-3 + SPM4 CCD

© 2011 MM 2011.01.31

VSM 207. Preliminary chart.

Variable Stars South 72-A00030(f)

VSM 207. Preliminary chart.

Nova Sagittarii 2011 No.2 = PNV J18102135-2305306

(2000) 18h10m21.35s -23°05'30.6"

N 12.81V -

Scale: 5" = 1mm

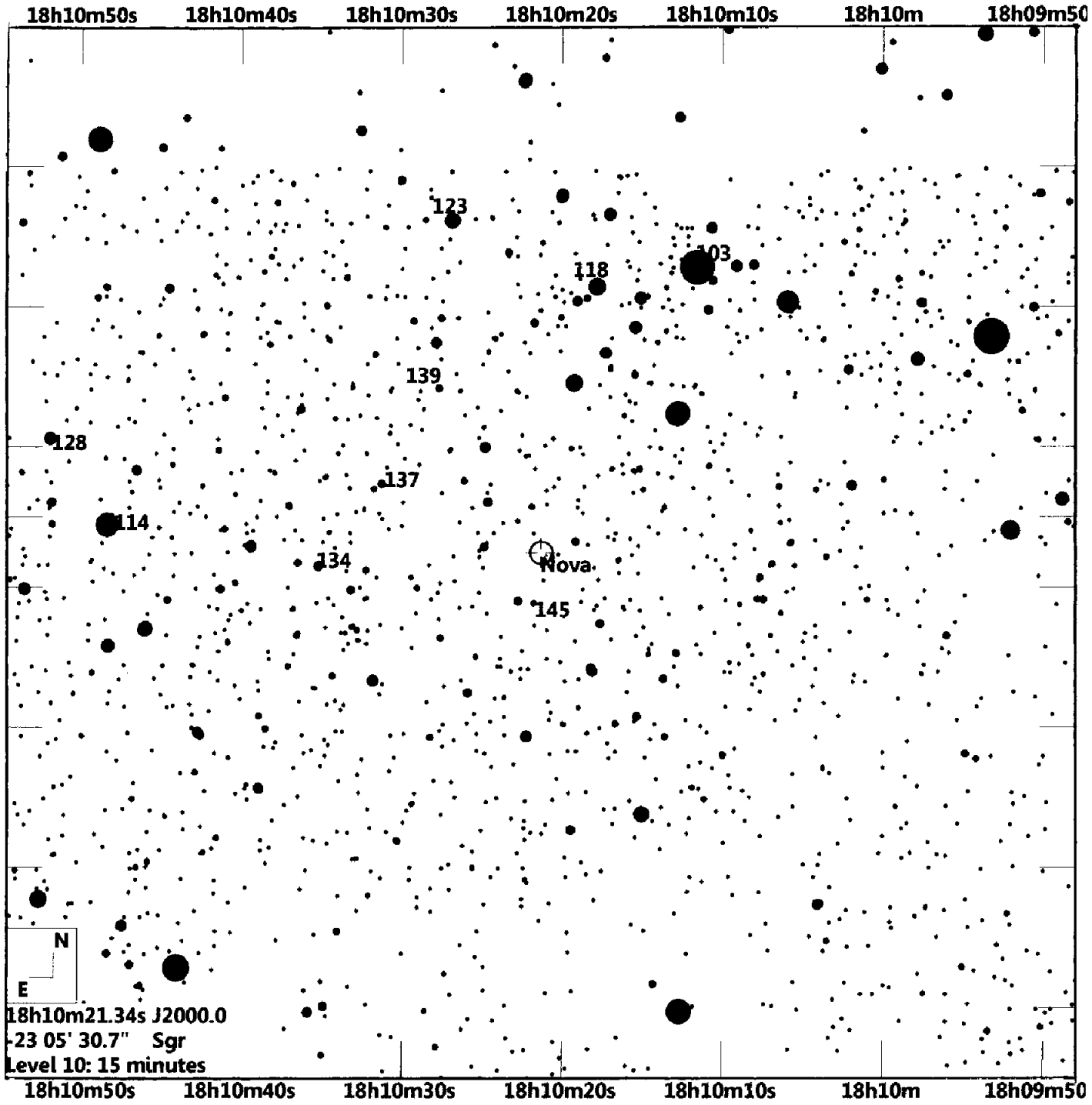

Guide 8 plot. GSC-ACT + SPM4 Equinox J2000

Mags: V ASAS-3 + SPM4 CCD

© 2011 MM 2011.03.30

VSM 208. Preliminary chart.

Variable Stars South 73-A00031(d)

Supplementary chart.

Nova Scorpii 2011

(2000) 16h55m11s -38°38'12"

N? 9.5 - ?

Scale: 20" = 1mm

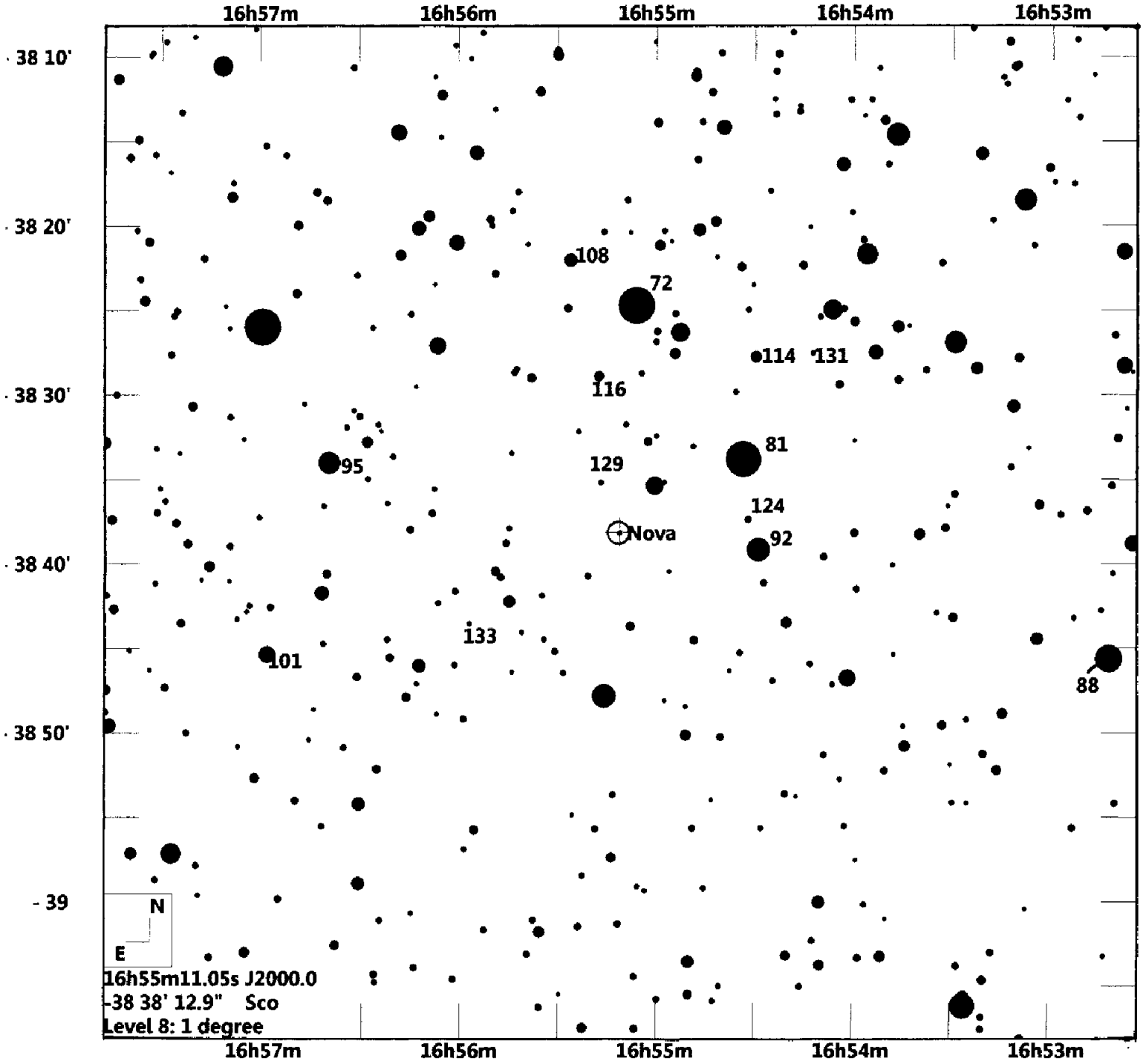

Guide 8 plot. GSC-ACT Equinox J2000

Mags: V BSM+ Tycho-2+ASAS-3

© 2011 MM 2011.06.02

VSM 209

Mati Morel

From: "Mati Morel" <mmorel7@bigpond.com>
Date: Sunday, 5 June 2011 6:46 PM
To: <vss-members@googlegroups.com>
Subject: [VSS-members] Sequence for SN 2011di in IC 4754

According to CBET, Berto Monard has discovered a supernova in the southern galaxy IC 4754. It was mag 14.5 on May 25.8 UT.
Position (J2000) 18 43 59.1 -61 59 46
Designation: PSN J18435900-6159460 = SN 2011di
An image can be found here:
http://www.flickr.com/photos/43846774@N02/5748796850/

Five stars on that photo have been numbered. I've looked up their B and V mags in the SPM4 catalogue, which after a bit of checking appear to be OK, at the +/-0.1 level.
Their mags are given below.

Star	RA2000	DEC2000	V	B	
1.	18 43 53.12	-61 58 46.3	15.38	16.27	SPM4
2.	18 43 55.06	-61 58 51.3	16.67	17.77	"
3.	18 44 09.68	-61 59 13.6	16.89	16.97	"
4.	18 44 08.91	-61 57 54.6	14.72	15.09	"
5.	18 43 51.16	-61 57 24.8	14.73	15.79	"

These numbered stars are a bit faint, so here are a couple of brighter stars, from ASAS-3
140 18 44 25.90 -61 58 26.6 13.964 (0.186) ASAS-3. SPM4 gives V =14.02, B =14.45 All CCD
141 18 43 23.53 -61 57 32.2 14.131 (0.204) ASAS-3. SPM4 gives V =14.05 B =14.83 All CCD

These should be OK for visual use, at the least.

Regards,
Mati Morel
Variable Stars South
mmorel7@bigpond.com

--

You received this message because you are subscribed to the Google Groups "VSS Members" group.
To post to this group, send email to vss-members@googlegroups.com.
To unsubscribe from this group, send email to vss-members+unsubscribe@googlegroups.com.
For more options, visit this group at http://groups.google.com/group/vss-members?hl=en.

VSM 209. Preliminary chart.

SN 2011di = PSN J18435900-6159460 (IC 4754).



PSN J18435900-6159460 in IC 4754 2011.5.22.740 UT 11" Mewlon; STL6K; PME; 2 x 600 sec R; binned 2x2.
SN Mag 14.8 +/- 0.2 R using ref stars 1-5 (14.5, 15.8, 16.0, 13.5, 13.8; USNOA2 R)
Joseph Brimacombe, Coral Towers Observatory: jbrimaco@bigpond.net.au http://www.flickr.com/photos/43846774@N02/

VSM 210. Preliminary chart.

Variable Stars South 50-A00032(e)

Supplementary chart.

..... Lup (possible nova)

(2000) 14h54m20s -55°05'03"

N? 10.2 - (11.7p

Scale: 10" = 1mm

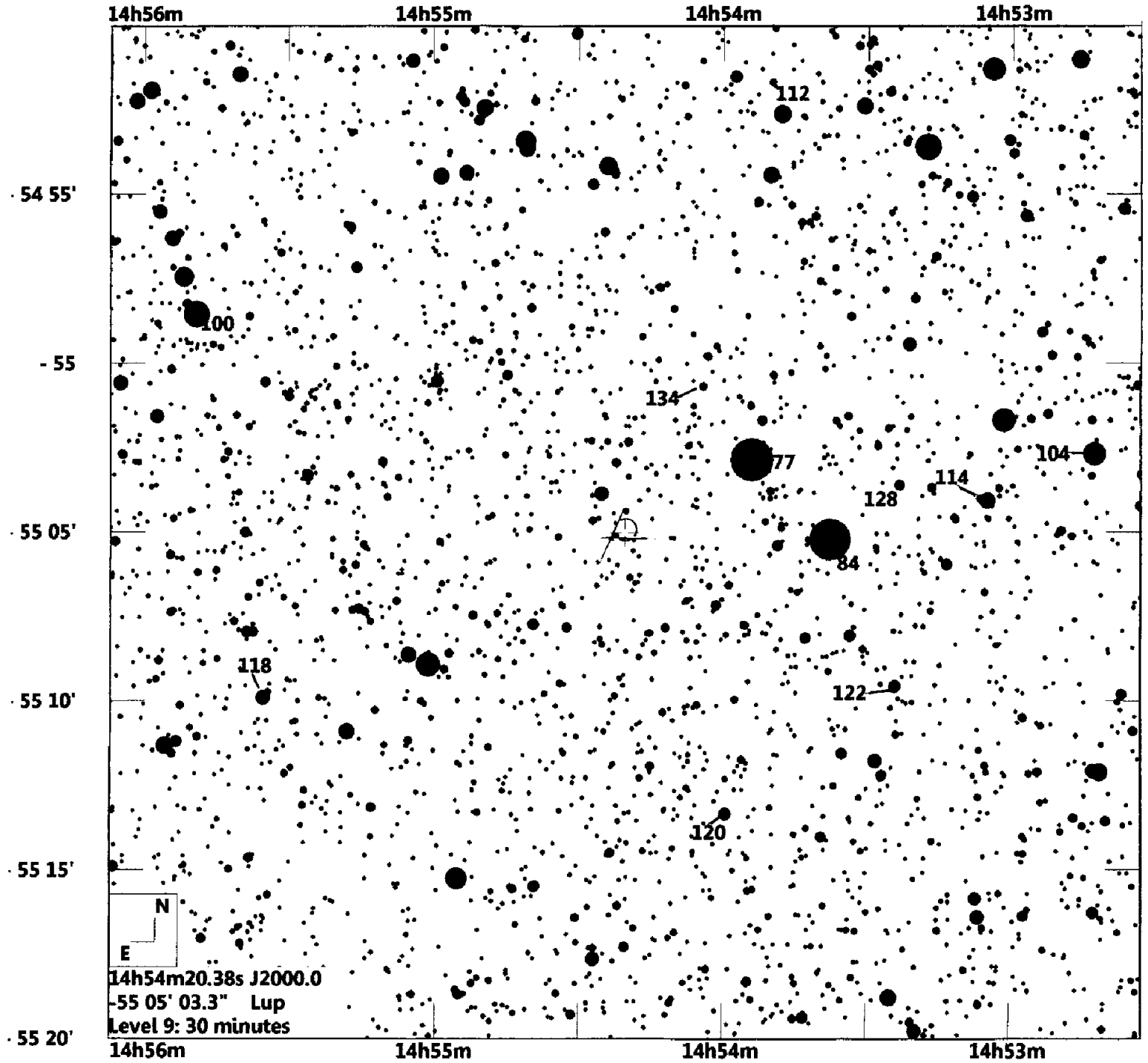

Guide 8 plot. GSC-ACT + UCAC3 Equinox J2000

Mags: V Tycho-2 + ASAS-3

© 2011 MM 2011.08.08

VSM 211. Preliminary chart.

Variable Stars South 73-A00033(e)

Supplementary chart.

PNV J16364300-4132460 (Sco)

(2000) 16h36m44.29s -41°32'37.7"

NR? 9.1 - 17.73V

Scale: 10" = 1mm

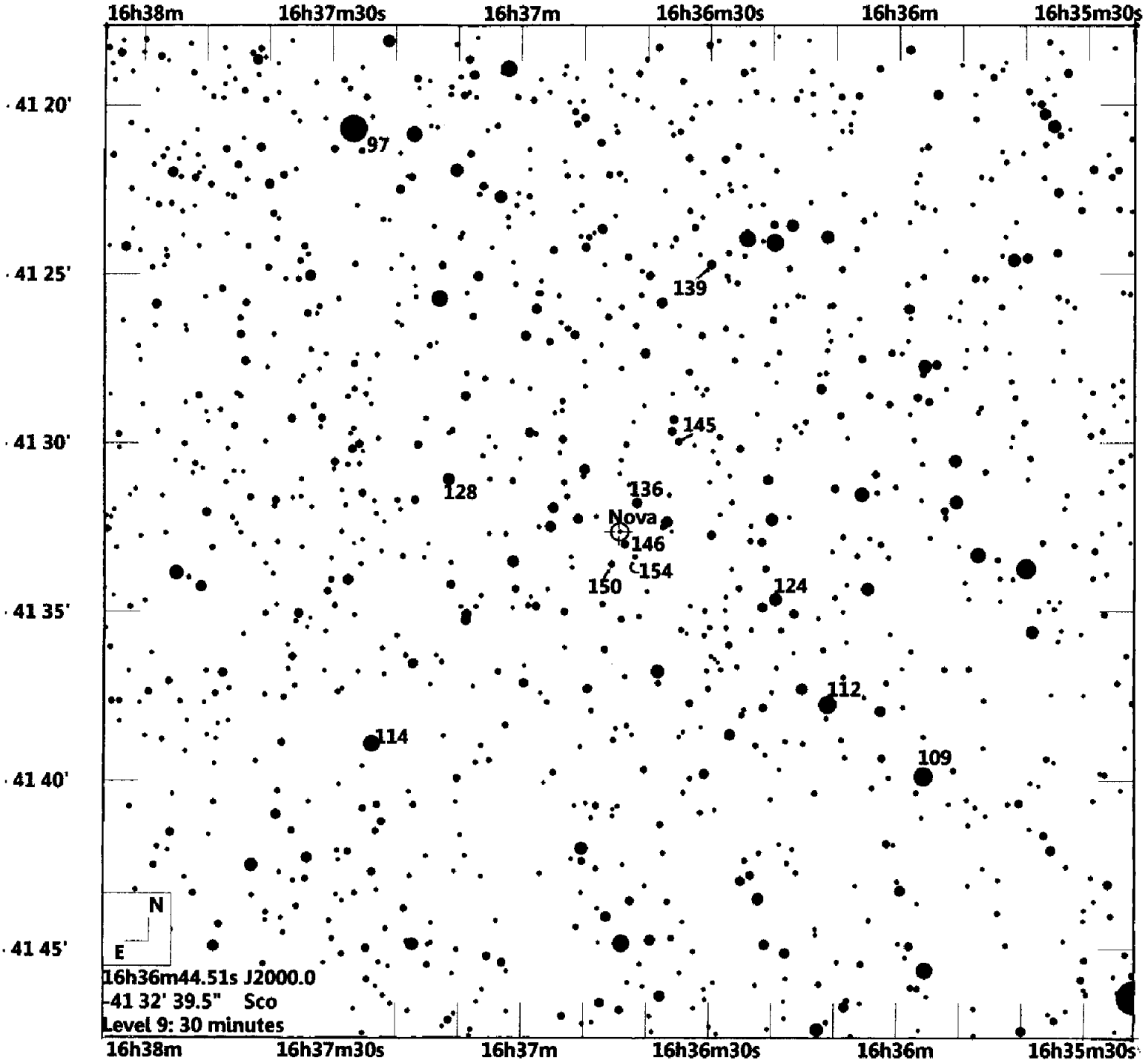

Guide 8 plot. USNO-A2.0 Equinox J2000

Mags: V ASAS-3 + SPM4

© 2011 MM 2011.09.09

VSM 212. Preliminary chart.

Variable Stars South 37-A000034(f)

Supplementary chart.

SN2011iv (NGC 1404)

(2000) 03h38m51.29s -35°35'31.7"

SN 12.2 -

Scale: 5" = 1mm

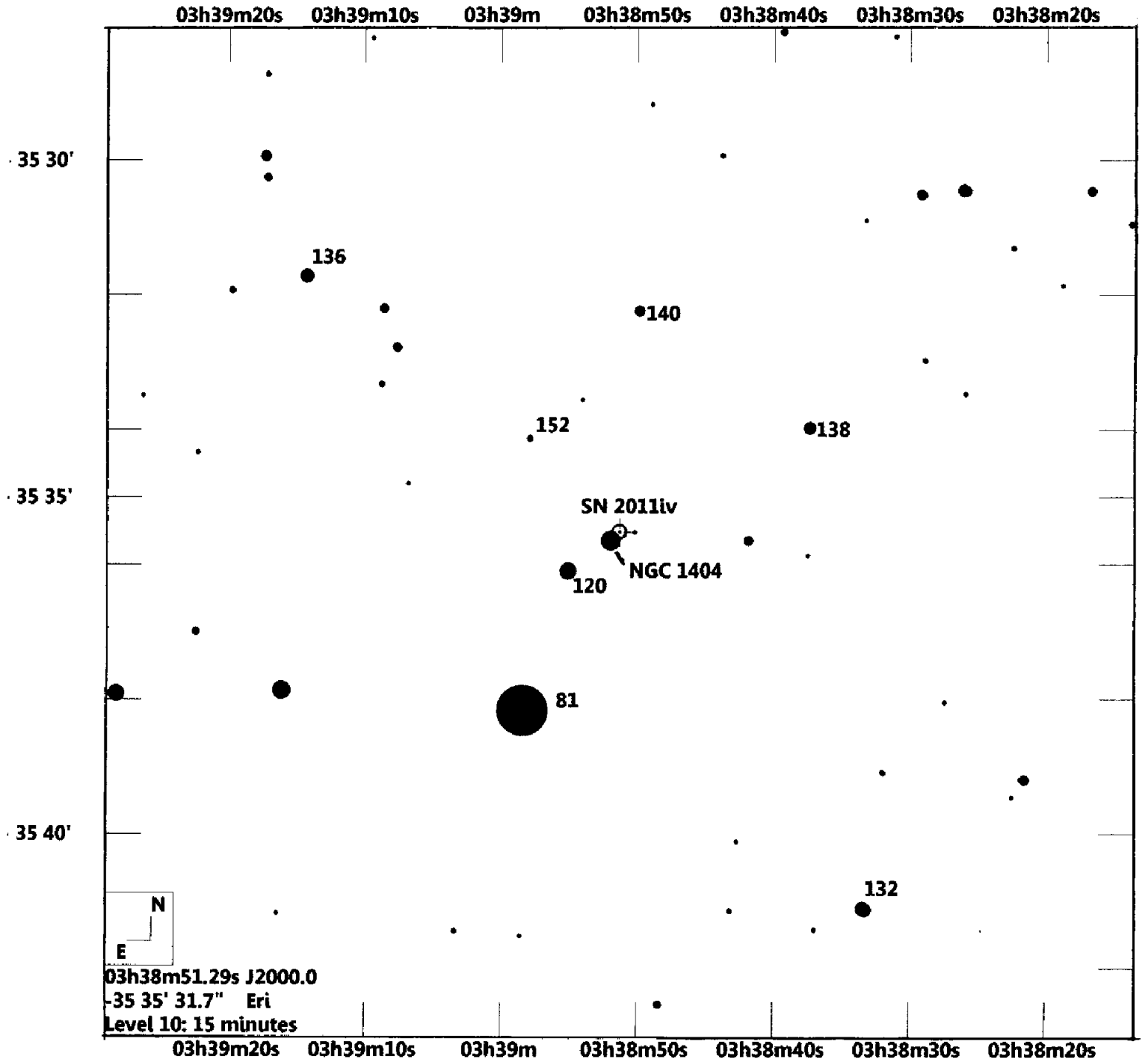

Guide 8 plot. Tycho-2+UCAC3 Equinox J2000

Mags: V ASAS-3 + UCAC3

© 2011 MM 2011.12.07

VSM 213

Mati Morel

From: "Mati Morel" <mmorel7@bigpond.com>
Date: Thursday, 22 December 2011 4:38 PM
To: <amastro@yahoogroups.com>
Subject: Re: [amastro] SN 2011ja in NGC 4945

A Quick V Sequence for SN2011ja

mag	Br #	RA J2000	DEC J2000	V	B-V	S
113		13 04 33.60	-49 35 51.9	11.335	0.34	A,S
124		13 04 20.78	-49 29 02.8	12.390	0.16	A,S
129	5	13 05 00.33	-49 30 02.1	12.909	0.32	A,S
140	3	13 05 03.73	-49 30 26.6	13.96	0.29	A,S
143	2	13 05 05.54	-49 29 53.9	14.34	0.39	A,S
151	1	13 05 04.61	-49 29 06.0	15.10	1.02	S
157	4	13 05 03.09	-49 31 21.4	15.65	1.08	S

A = ASAS-3
S = SPM4

Star numbers 1 to 5 are according J. Brimacombe's chart.
By comparison with ASAS-3 there is negligible difference between ASAS-3 and SPM4 (for visual observers!) down to 12.9.
From 13.0 downward there is noticeable divergence, of at least 0.1mag, SPM4 being too bright. 151 and 157 may be too bright by 0.2mag.
B-V is based on B mags from SPM4, which are probably photographic. V mags are all CCD based.
From experience, B-V from SPM4 data can be a bit wobbly; appear to be OK in this instance (touch wood!).

Cheers, and best of Christmas Wishes, and a Prosperous New Year,
Mati Morel
Variable Stars South
mmorel7@bigpond.com
-----Original Message-----
From: Brian Skiff
Sent: Thursday, December 22, 2011 1:40 PM
To: amastro@yahoogroups.com
Subject: [amastro] SN 2011ja in NGC 4945

Berto Monard has discovered a supernova in the large galaxy NGC 4945 in the NGC 5128 group. Announced on CBET 2946, the position is given as: 13 05 11.1 -49 31 27 (J2000), 152" west and 200" south of the poorly-defined galaxy center. The galaxy is big enough that this large offset is still in the outer arms of the galaxy.
On Dec 20.75 the magnitude is given as 12.3. Two follow-up spectra have been reported, indicating it is a type II event IIp event a week or so past maximum. These progress fairly slowly, so the object should be visible for some weeks yet (for pre-dawn observers!).
Joseph Brimacombe's image is here:

http://www.flickr.com/photos/43846774@N02/6546296733/

\Brian

VSM 213. Preliminary chart.

Variable Stars South 19-A000035(f)

Supplementary chart.

SN2011ja (NGC 4945)

(2000) 13h05m11.1s -49°31'27"

SN 12.3 -

Scale: 5" = 1mm

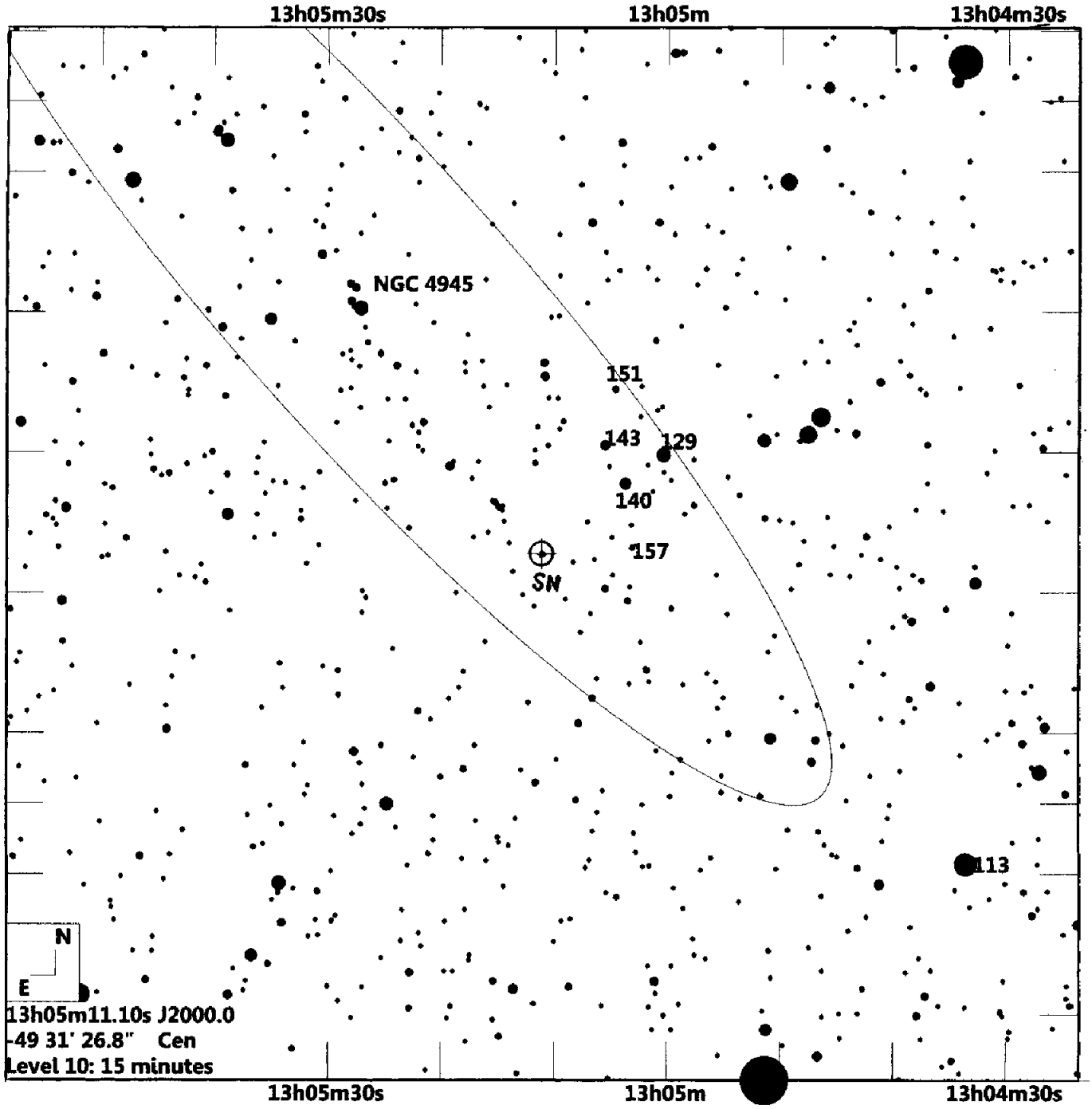

Guide 8 plot. Tycho-2 + SPM4 Equinox J2000

Mags: V ASAS-3 + SPM4

© 2011 MM 2011.12.22

VSM 214.
Mati Morel

From: "Alan Gilmore" <alan.gilmore@canterbury.ac.nz>
Date: Thursday, 29 March 2012 1:35 PM
To: "VS Observers - 0202" <a.gilmore@phys.canterbury.ac.nz>
Subject: NOVA CENTAURI 2012
From CBET 3073

NOVA CENTAURI 2012 = PNV J13410800-5815470

John Seach, Chatsworth Island, NSW, Australia, reports his discovery of a possible new nova (mag 9.2) on six images (limiting mag 11.0) taken on Mar. 23.386 UT with a digital SLR camera (+ 50-mm f/1.0 lens); he reported that the new object is located at R.A. = 13h41m08s, Decl. = -58d15'47" (equinox 2000.0), adding that nothing is visible at this position on a red Palomar Sky Survey image. The variable was designated PNV J13410800-5815470 when Seach posted it at the Central Bureau's TOCP webpage.

Paul Camilleri measured position end figures 09s.34, 17".5 and mag 8.4 for PNV J13410800-5815470 from a 30-s unfiltered CCD image taken on Mar. 24.470 with a 0.35-m f/6 reflector at the Grove Creek Observatory at Trunkey Creek, NSW -- adding that the closest star to this position on U.K. Schmidt telescope plates (of infrared mag 17.2 on 1978 Apr. 17.6 and of red mag 17.0 on 1994 Mar. 10.7) has position end figures 09s.06, 15".4.

Ernesto Guido, Alison Tripp, Nick Howes, and Giovanni Sostero obtained images of PNV J13410800-5815470 remotely via the 2.0-m f/10 Ritchey-Chretien "Faulkes Telescope South" on Mar. 24.5, yielding Bessel-R magnitude 9.3 and position end figures 09s.36, 16".9 (USNO-B1.0 catalogue reference stars); an animation showing a comparison between their confirmation image and a 1994 red Digitized Sky Survey image is posted at URL http://bit.ly/GNmPAT; their image alone is posted at http://bit.ly/GVeafc.

Additional magnitudes for PNV J13410800-5815470, reported in part by Elizabeth Waagen, AAVSO (visual unless noted otherwise): Mar. 16.396, [11.0 (Seach, as above); 23.434, 9.2 (Seach, as above); 24.427, 9.6 (M. Linnolt, Ocean View, HI, U.S.A.); 24.938, 9.6 (B. Fraser, Henley-on-Klip, South Africa); 25.172, 9.4-10.0 (A. Amorim, Florianopolis, Brazil; visual; range is based on using red comparison stars with B-V > +0.9 vs. blue comparison stars with B-V < +0.5 for the bright vs. faint values, respectively); 25.408, 9.7 (R. Stubbings, Tetoora Road, Vic., Australia); 26.174, 9.7 (E. Fox, Santa Maria, Brazil); 26.181, 9.9 (Fox); 26.840, 10.0 (Fraser); 27.597, 10.5 (A. Pearce, Nedlands, Western Australia). Waagen adds that many CCD V magnitudes have been reported to the AAVSO by J. Hambsch (Mol, Belgium) for the interval Mar. 24.099-27.274 UT; nightly approximate magnitudes were Mar. 24.1-24.2, 9.4; Mar. 25.1-25.2, 9.5; Mar. 26.1-26.3, 9.7; Mar. 27.1-27.3, 10.0.

F. M. Walter, Stony Brook University, obtained a low-resolution (0.31-nm) red (560-690 nm) spectrogram of PNV J13410800-5815470 on Mar. 27.3 UT using the SMARTS 1.5-m telescope (+ RC spectrograph) at Cerro Tololo. The variable is a classical "Fe II"-type nova. Emission lines are seen from Fe II multiplet 74 at 614.9, 623.9, and 645.6 nm. The H-alpha line has an equivalent width of -19.0 nm, with a FWHM of 2.5 nm. There is a P-Cyg absorption feature at about -1600 km/s, and a notch in the blue wing of the emission line at about -800 km/s. There is broad emission with P-Cyg absorption in the vicinity of Na D lines. If the absorption is due to Na D in the ejecta, this suggests outflow velocities between -700 and -2300 km/s. The interstellar Na D lines are narrow, with equivalent widths of about 0.1 nm. Also, BVRIJHK photometry was obtained with the SMARTS 1.3-m telescope (+ Andicam dual channel photometer) at Cerro Tololo on Mar. 24.16, 26.14, and 27.11; the V magnitude decreased from 9.4 to 9.9 over this interval.

VSM 214. Preliminary chart.

Variable Stars South 19-A000037(d)

Supplementary chart.

Nova Centauri 2012

(2000) 13h41m08s -58°15'47"

N 9.2 U

CBAT design. : PNV J134108-581547 Scale: 20" = 1mm

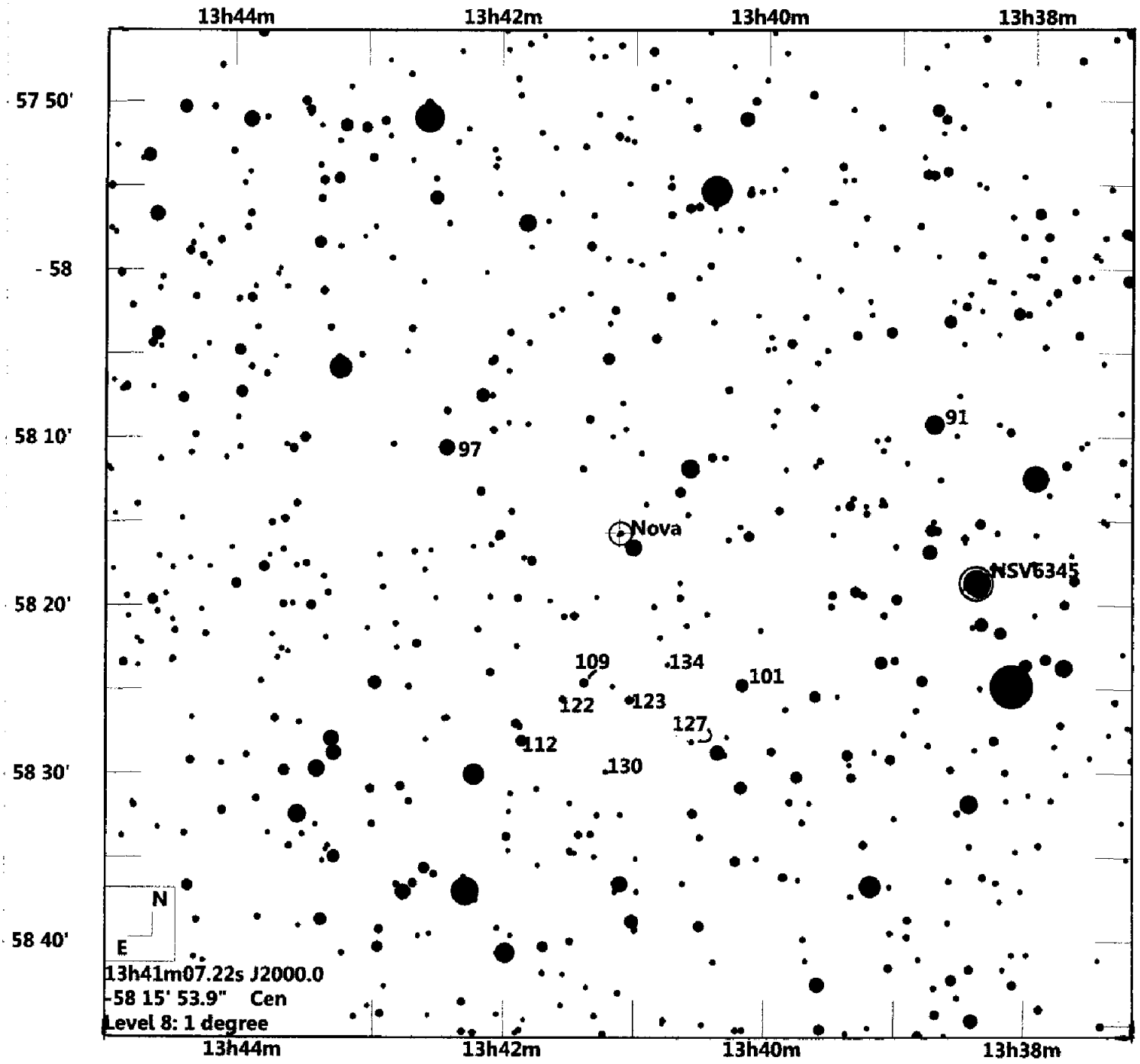

Guide 8 plot. GSC-ACT Equinox J2000

Mags: V ASAS-3 +Tycho-2

© 2012 MM 2012.03.24

VSM 215. Preliminary chart. Nova LMC 2012.

Variable Stars South 89-A000038(d)

Supplementary chart.

TCP J04550000-7027150

(2000) 04h55m00s -70°27'15"

? 10.7 U

In LMC region Scale: 20" = 1mm

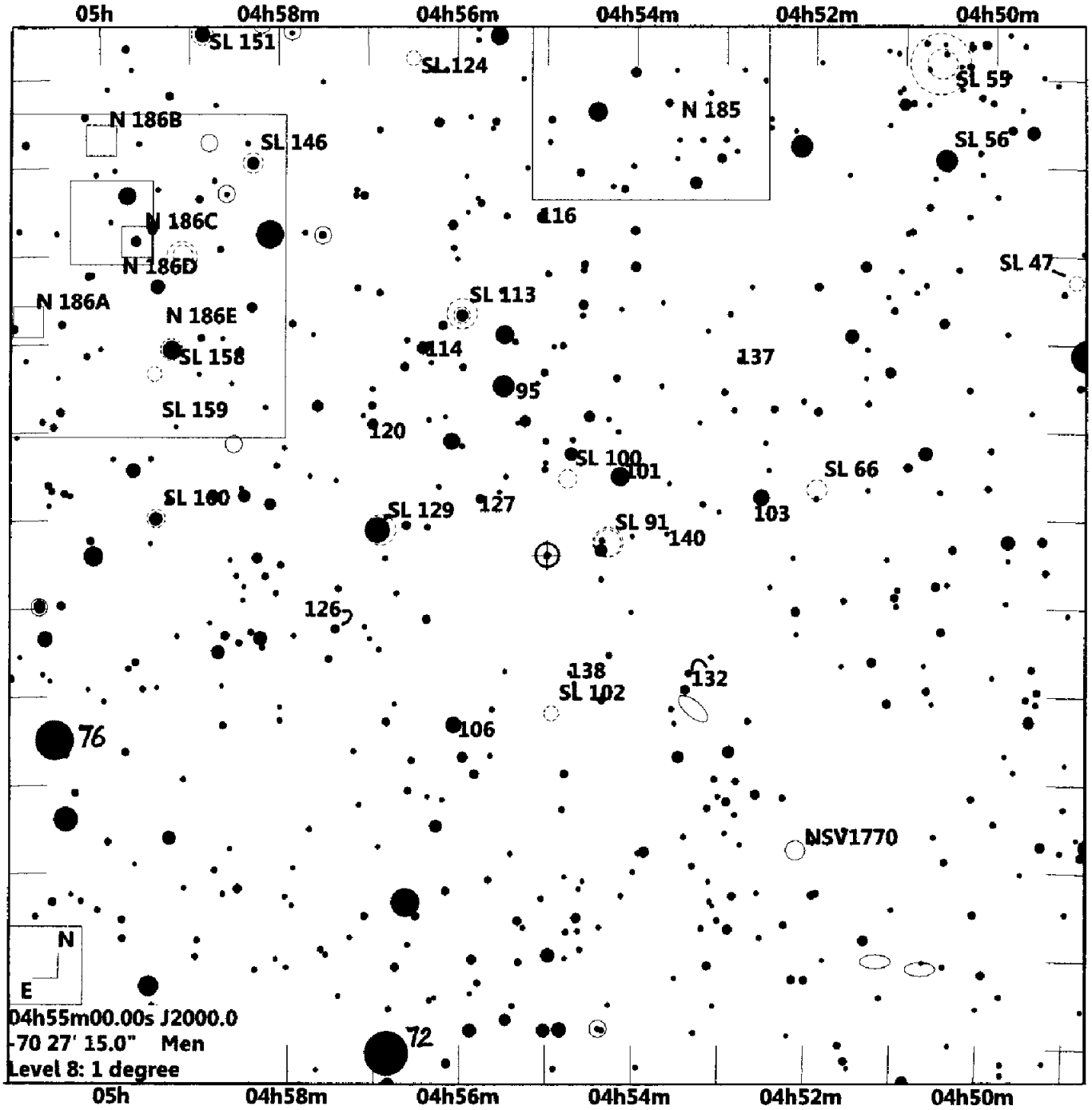

Guide 8 plot. GSC-ACT Equinox J2000

Mags: V Various LMC lists

© 2012 MM 2012.03.27

VSM 216. Preliminary chart. Non-existent?

Variable Stars South 75-A000038(e)

Supplementary chart.

PNV J18562170-0852300

(2000) 18h56m21.70 -08°52'30.0"

N: 9.7 U

From CBAT unconfirmed objects page. Scale: 10" = 1mm

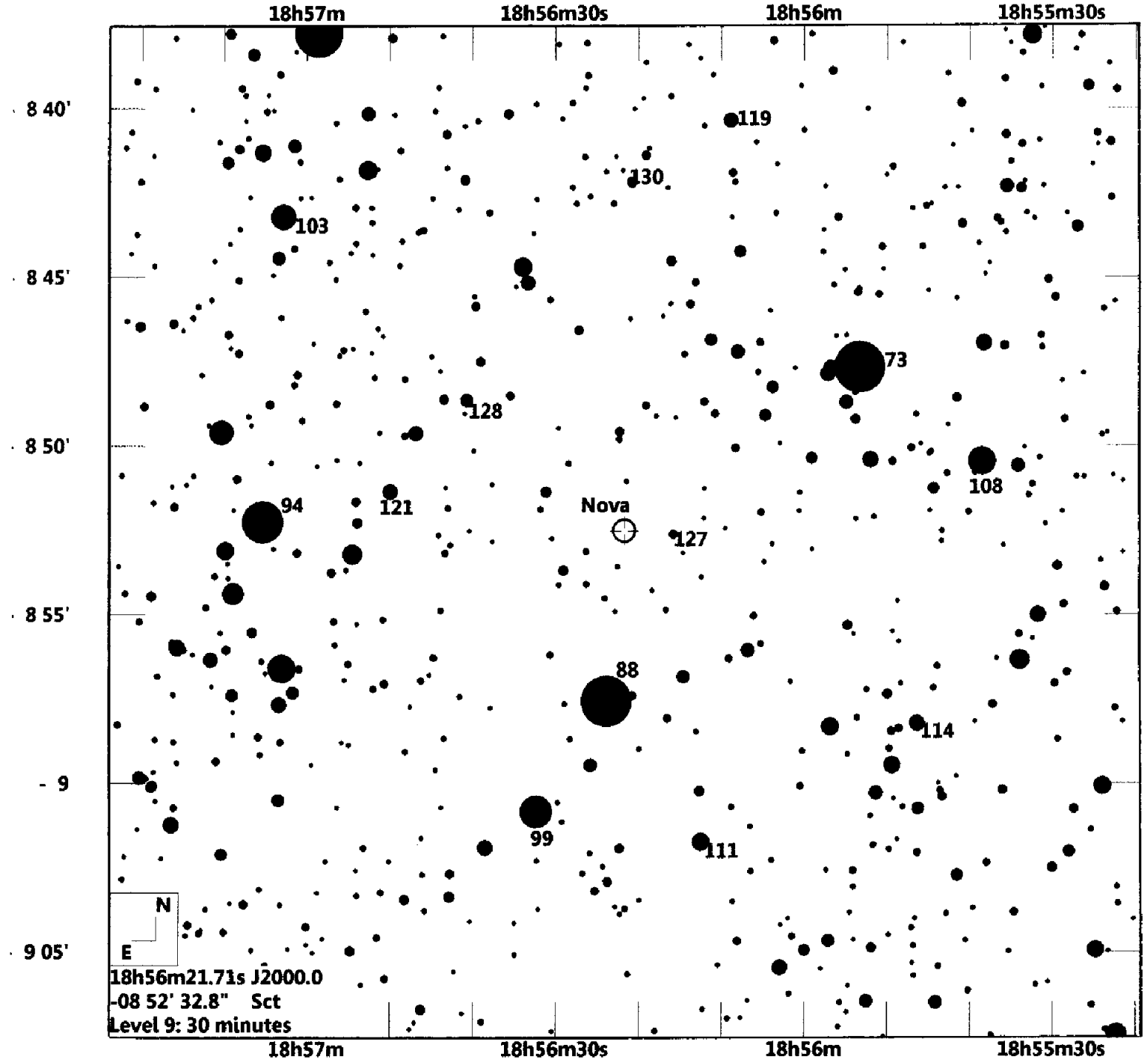

Guide 8 plot. GSC-ACT✚ USNO-A2.0 Equinox J2000

Mags: V ASAS-3 +Tycho-2

© 2012 MM 2012.04.13

VSM 217. Preliminary chart.

Variable Stars South 72-A000039(d)

Supplementary chart.

PNV J17452791-2305213

(2000) 17h45m28.03 -23°05'22.8"

N: 9.6

From CBAT unconfirmed objects page. Scale: 20" = 1mm

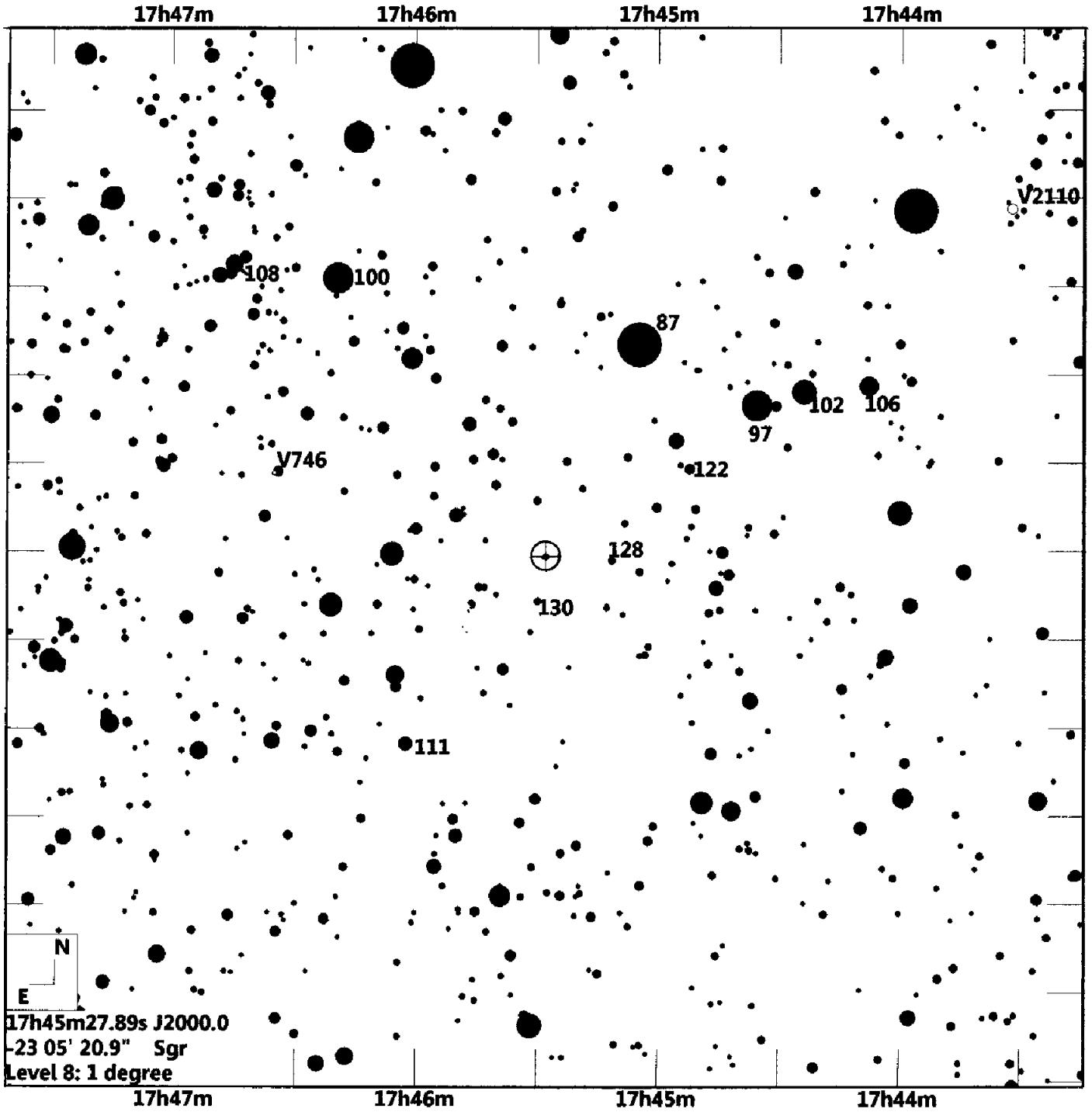

Guide 8 plot. GSC-ACT + USNO-A2.0 Equinox J2000

Mags: V ASAS-3 +Tycho-2

© 2012 MM 2012.04.22

VSM 218. Probable symbiotic star.

Mati Morel

From: "Brian Skiff" <bas@lowell.edu>
Date: Tuesday, 15 May 2012 7:52 AM
To: "arne" <arne@aavso.org>
Cc: "AAVSO Discussion group" <aavso-discussion@aavso.org>
Subject: Re: [AAVSO-DIS] PNV J18110375-2717276

The fact that this star is present on the POSS-I red plate from the 1950s, and subsequent data sources since then (it is an IRAS, MSX, AKARI, and WISE source, for instance) means this simply cannot be an ordinary nova. The recent spectrum looks like a symbiotic star in outburst. This does not make the event less interesting! There are fewer known symbiotic stars than galactic novae.

various aliases:

2MASS J18110370-2717294 18 11 03.70 -27 17 29.4 (J2000)
GSC-2.3 S9TN078861
DENIS J181103.7-271730
IRAS 18079-2718 12mu flux = 0.68 Jy
MSX6C G004.2275-04.0406 A-band flux = 0.62 Jy
AKARI J1811037-271728
WISE J181103.69-271729.3 18 11 03.70 -27 17 29.4

The 2MASS and WISE coordinates are identical within the round-off errors, so either of those are the preferred coordinates for the star, if only because neither will be affected by crowding problems, as will be the case in the visible. These positions were obtained ten years apart.

The IRAS 12-micron and MSX 'A' passbands are nearly the same, which is why the fluxes are similar within errors (the data were taken ~15 years apart). The thing is blazing bright in the WISE data (partly saturated in the two shorter wavelengths), which mainly means it is both cool and dusty. The WISE 'W3' passband should have similar flux if converted to linear units. All this mainly tells you the thing has been there a long time, whereas an ordinary nova would not have been present in any of these surveys irrespective of wavelength.

\Brian

Aavso-discussion mailing list
Aavso-discussion@aavso.org
To change options or unsubscribe, goto http://www.aavso.org/mailman/listinfo/aavso-discussion

VSM 218. Preliminary chart.

Variable Stars South 72-A000040(g)

Supplementary chart.

PNV J18110375-2717276

(2000) 18h11m03.75 -27°17'27.6"

N: 12.5 U

From CBAT unconfirmed objects page. Scale: 2.5" = 1mm

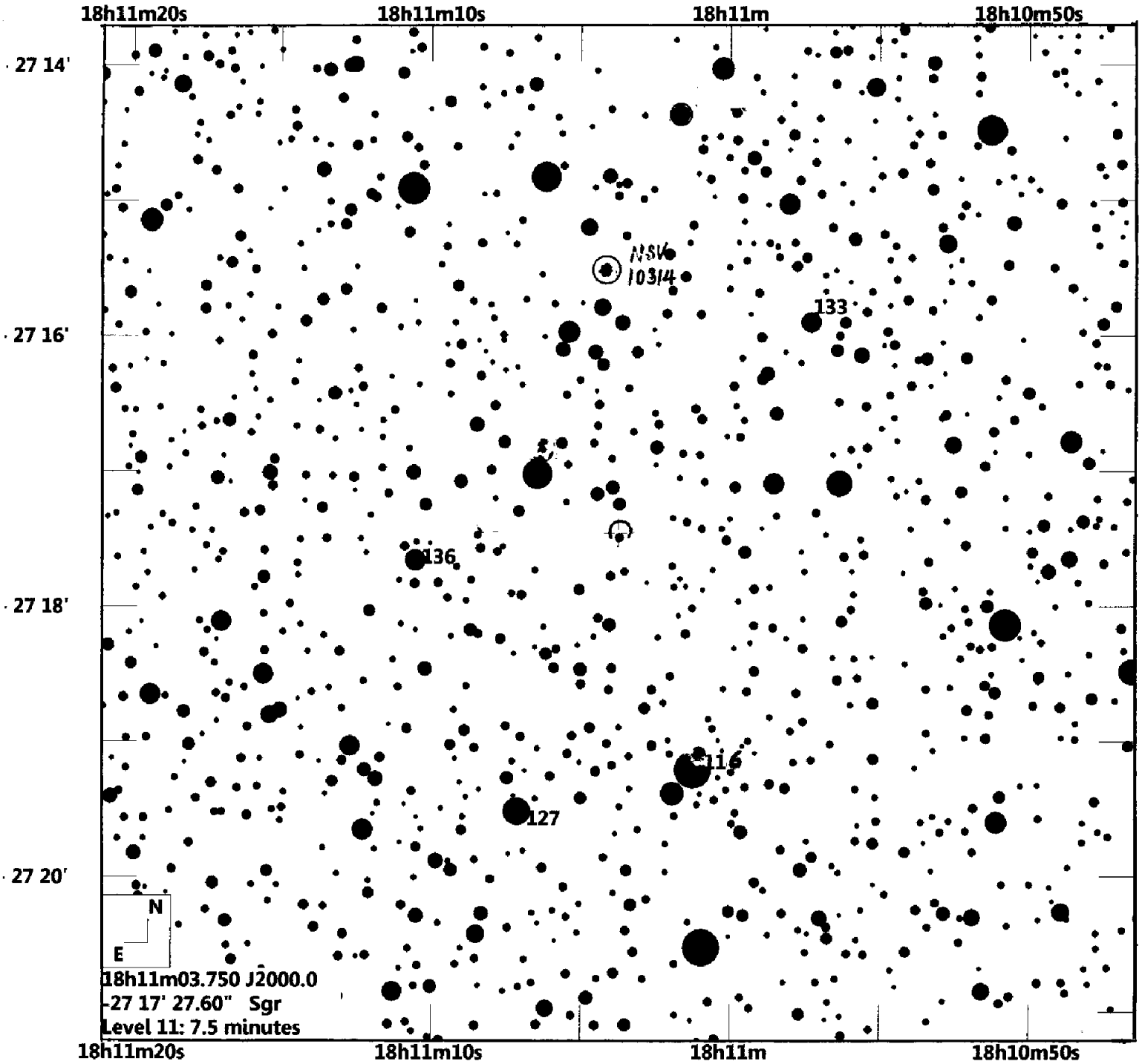

Guide 8 plot. GSC-ACT + SPM4 Equinox J2000

Mags: V ASAS-3

© 2012 MM 2012.05.14

VSM 219. Preliminary chart.

Variable Stars South 59-A000041(e)

Supplementary chart.

PNV J17395600-2447420

(2000) 17h39m57.00 -24°47'07.3"

N 10.5 U

From CBAT Transient Objects Confirmation Page (TOCP). Scale: 10" = 1mm

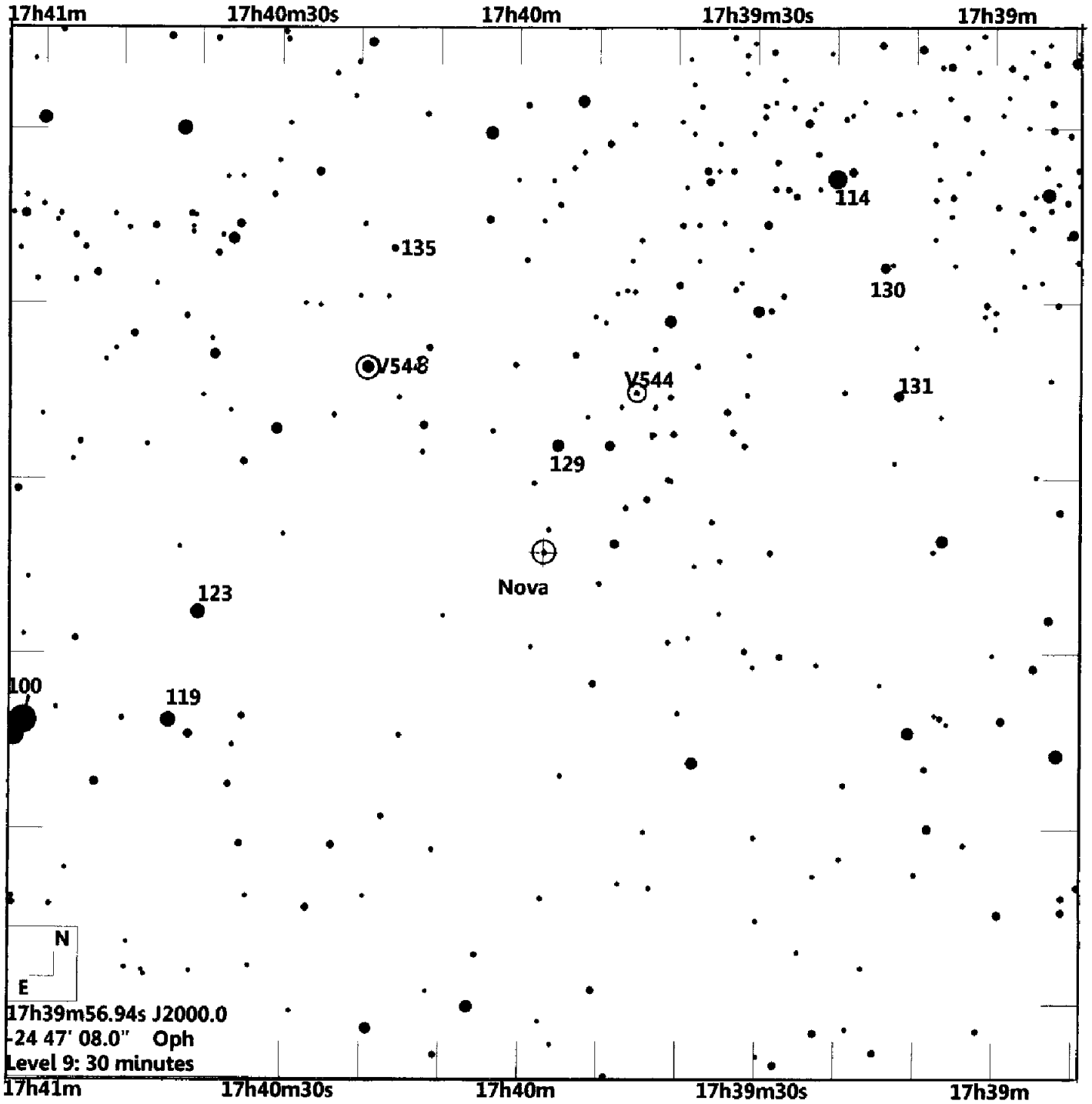

Guide 8 plot. GSC-ACT + USNO-A2.0 Equinox J2000

Mags: V ASAS-3

© 2012 MM 2012.05.24

VSM 220.

Mati Morel

From: "Alan Gilmore" <alan.gilmore@canterbury.ac.nz>
Date: Friday, 8 June 2012 6:27 PM
To: "VS Observers - 0202" <a.gilmore@phys.canterbury.ac.nz>
Subject: NOVA SCORPII 2012

From CBET 3136:

NOVA SCORPII 2012

R. M. Wagner, Ohio State University (OSU) and Large Binocular Telescope Observatory; S. Dong, Institute for Advanced Study, Princeton; T. Bensby, Lund Observatory; J. Prieto, Princeton University; I. Bond, Massey University; P. Tristram, Mt. John University Observatory; D. Bennett, University of Notre Dame; K. Wada and T. Sumi, Osaka University, and the Microlensing Observations in Astrophysics (MOA) collaboration; A. Gould, OSU, and the Microlensing Follow-Up Network (microFUN) collaboration; and S. Starrfield, Arizona State University, report the discovery and initial photometry and spectroscopy of a bright transient in the direction of the Galactic bulge. The MOA collaboration detected a candidate microlensing event, designated MOA 2012 BLG-320, on 2012 May 22.80 UT at magnitude I = 18.5, located at R.A. = 17h50m53s.90, Decl. = -32d37'20".5 (equinox 2000.0). No significant source appears at this position on either the R or N survey plates of the Digitized Sky Survey.

MOA photometry of the source before the outburst shows that the progenitor was at I magnitude about 19.0-19.5, but with substantial variability on nightly time scales. Between May 14 and 16 UT, the source began a slow monotonic increase in brightness, and after May 24 UT, the rate increased significantly. The light curve obtained between May 28 and 31 UT exhibits periodic modulations with an amplitude of about 0.1 mag and a period of about 1.6 hr superposed on the brightening source. Between June 1.77 and 2.55 UT, the transient brightened dramatically from I magnitude about 17, reaching I magnitude about 11 on June 3.33 UT -- prompting more detailed follow-up by both MOA and the microFun collaborations.

On June 4.08 UT, a high-resolution optical spectrum (range 375-950 nm; resolution R = 42000) of the transient was obtained with the Very Large Telescope (+ UVES). The spectrum exhibits strong emission lines with striking P-Cyg profiles of the Balmer series of hydrogen and many multiplets of Fe II, as well as O I 777.4- and 844.6-nm. The equivalent widths of both H-beta emission and absorption are 1.7 and 0.3 nm, respectively. The interstellar Na D lines are resolved and exhibit considerable structure at this spectral resolution. The total equivalent widths of the D1 and D2 lines are 0.16 and 0.19 nm, respectively. The spectrum is reminiscent of either a slow "Fe II-type" classical nova or an intermediate-luminosity red transient like V838 Mon. However, the measured H-beta and H-alpha FWHM of about 800 km/s (average expansion velocity of about 400 km/s) are more consistent with slow classical novae that have t_2 around 50-200 days and are thermonuclear events on accreting white dwarfs. Other historical slow novae include V450 Cyg and HR Del, which were observed to have comparable expansion velocities and t_2 of 90 and 150 days, respectively.

The most recent photometry of this new nova obtained on June 7.29, from images obtained with the Cerro Tololo 1.3-m telescope (+ ANDICAM) are magnitudes V = 11.6 and I = 9.4. The transient continues to brighten at a rate of about 0.4 mag/day in the I band over the past three nights.

VSM 220. Preliminary chart.

Variable Stars South 73-A000042(e)

Supplementary chart.

NOVA SCORPII 2012

(2000) 17h50m53.90 -32°37'20.5"

N 11.6 V

From CBAT 3136. Scale: 10" = 1mm

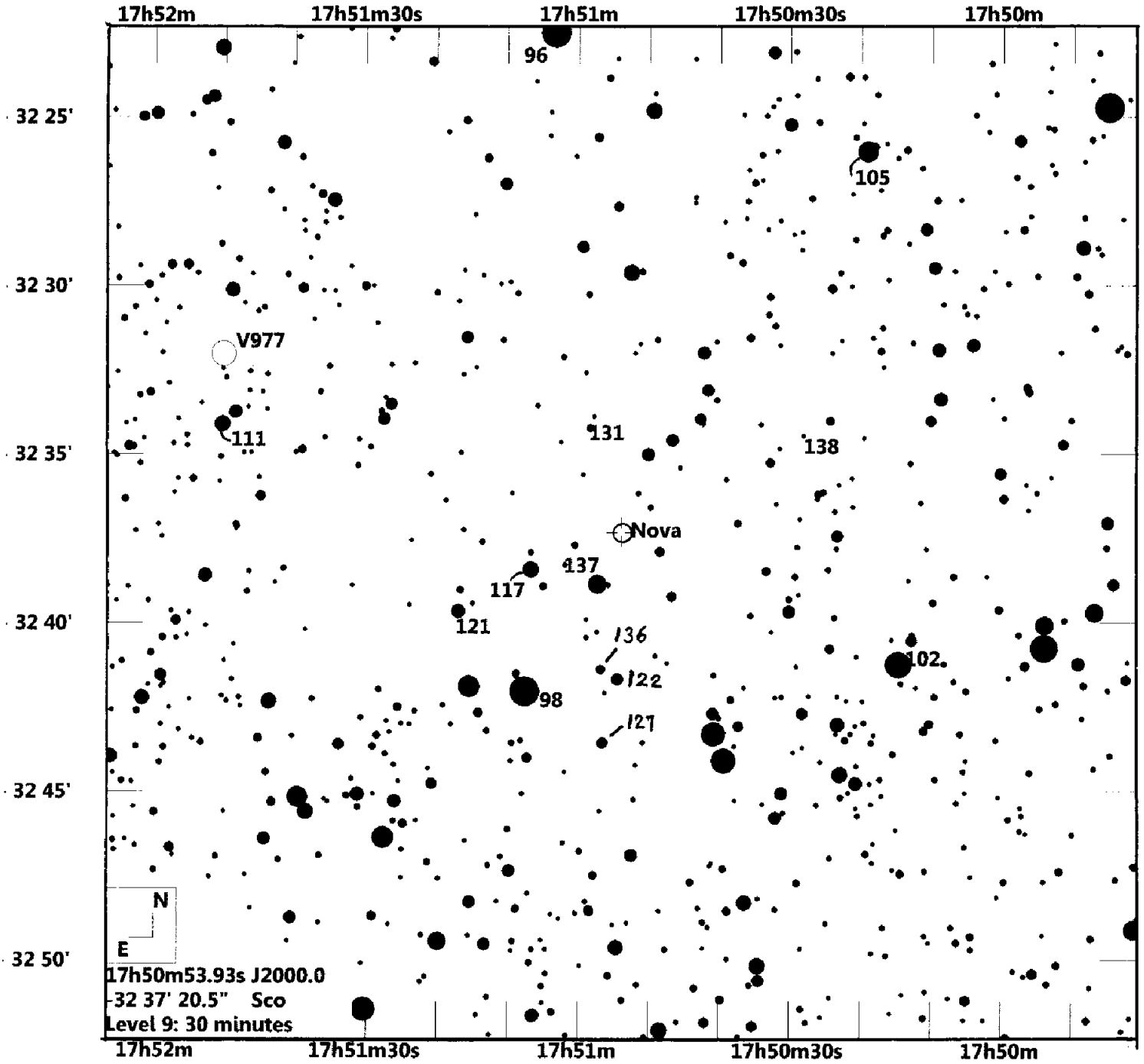

Guide 8 plot. GSC-ACT + USNO-A2.0 Equinox J2000

Mags: V Tycho-2 + ASAS-3

© 2012 MM 2012.06.08

VSM 221. Preliminary chart.

Variable Stars South 72-A000042(e)

Supplementary chart.

PNV J17522579-2126215

(2000) 17h52m25.79 -21°26'21.6"

N 10.3 U

From CBAT Transient Objects Confirmation Page (TOCP). Scale: 10" = 1mm

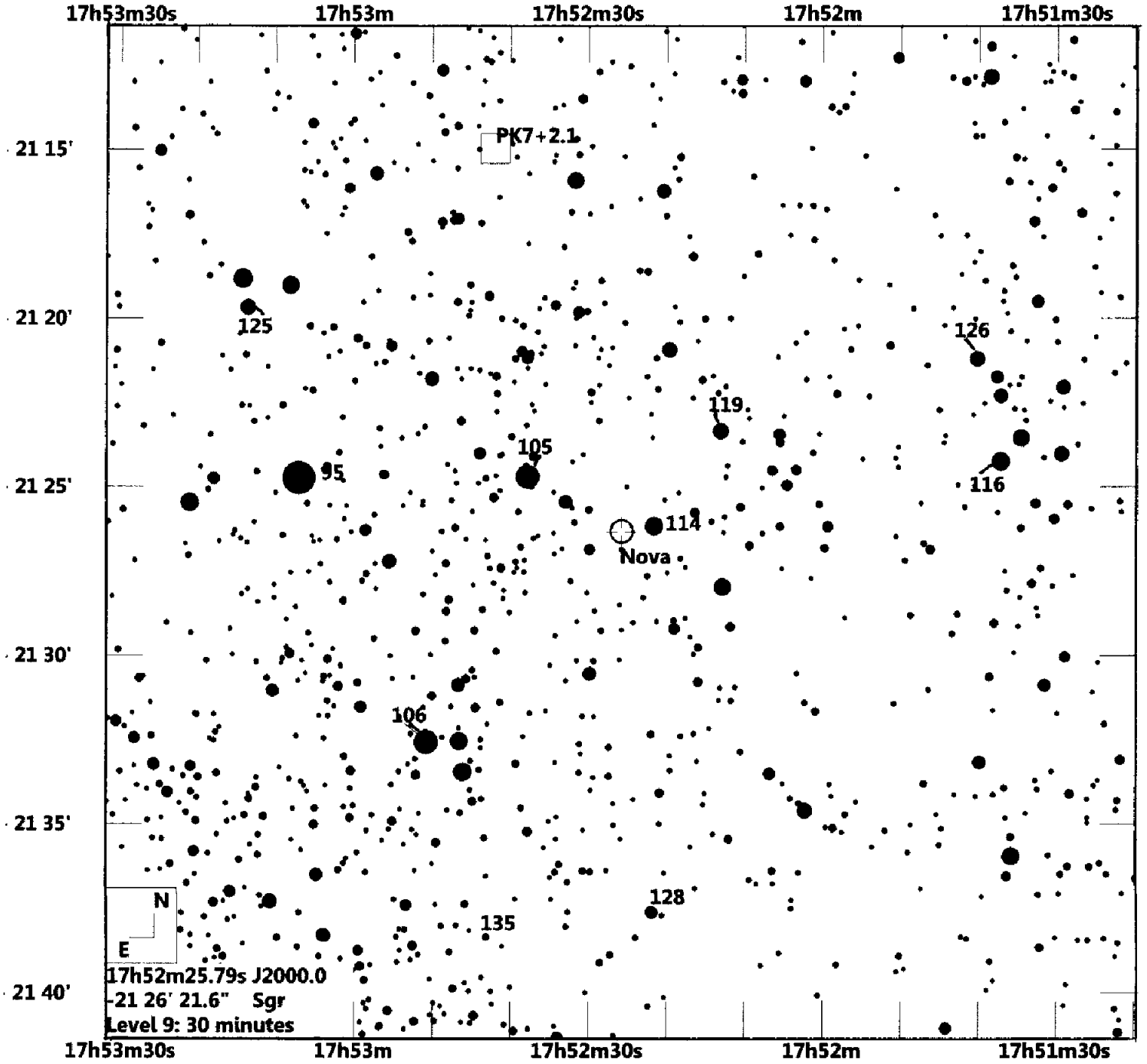

Guide 8 plot. GSC-ACT + USNO-A2.0 Equinox J2000

Mags: V ASAS-3

© 2012 MM 2012.06.28

VSM 222. Preliminary chart.

Variable Stars South 89–A000043(b)

Supplementary chart.

HD 269006 = R71 = LMC V733

(2000) 05h02m07.39 –71°20'13.1"

SDOR 9.81 – 10.92V B2 Iep

Currently in superoutburst, at 8.3V. Scale: 60" = 1mm

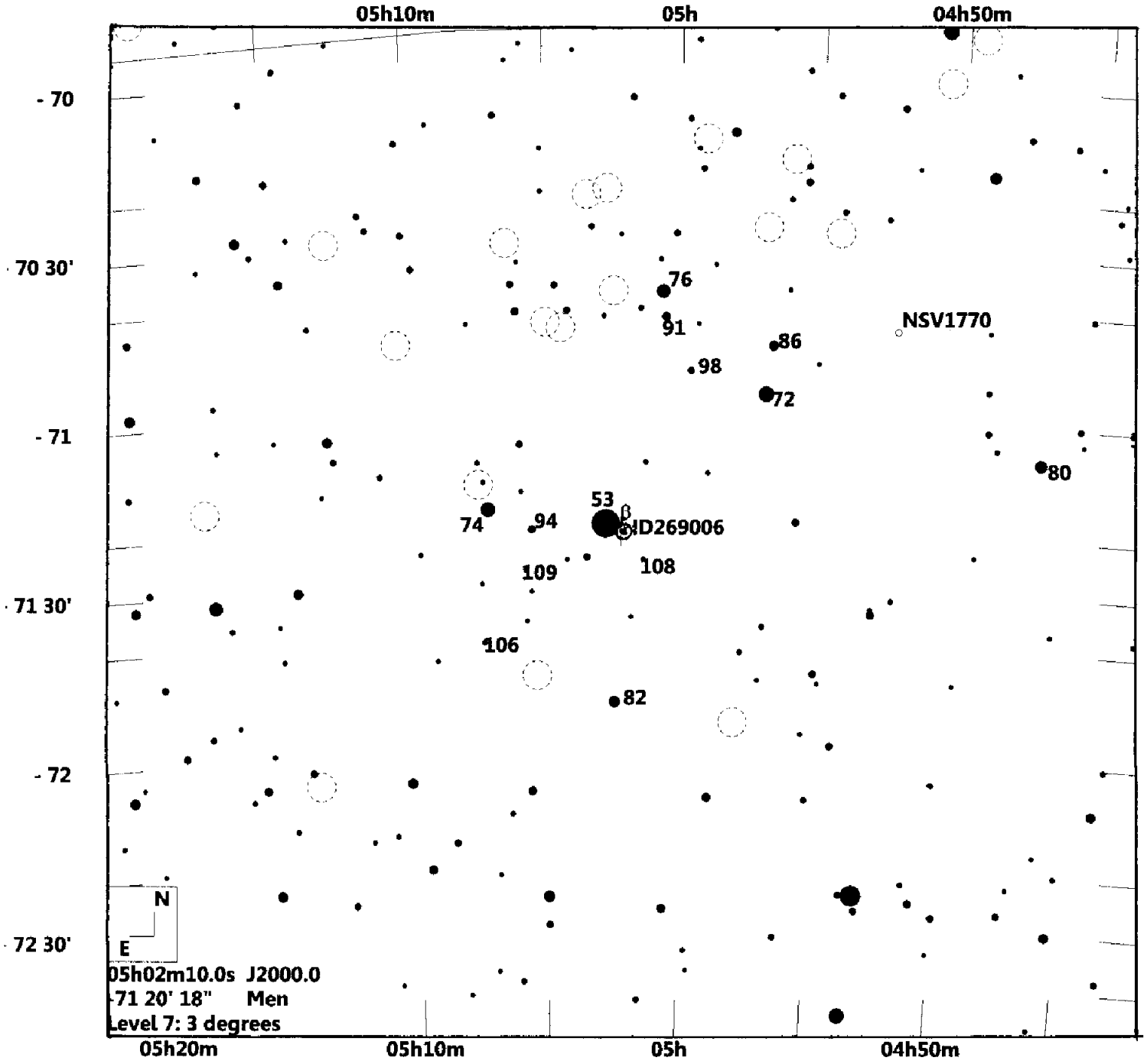

Guide 8 plot. Tycho–2 Equinox J2000

Mags: V Tycho–2 + LMC photometry

© 2012 MM 2012.07.26

VSM 223. Preliminary chart.

Variable Stars South 17-A000044(e)

Supplementary chart.

PNV 09410000-5759540

(2000) 09h41m00.0 -57°59'54"

N: 9.5p -

Possible nova from TOCP. Scale: 10" = 1mm

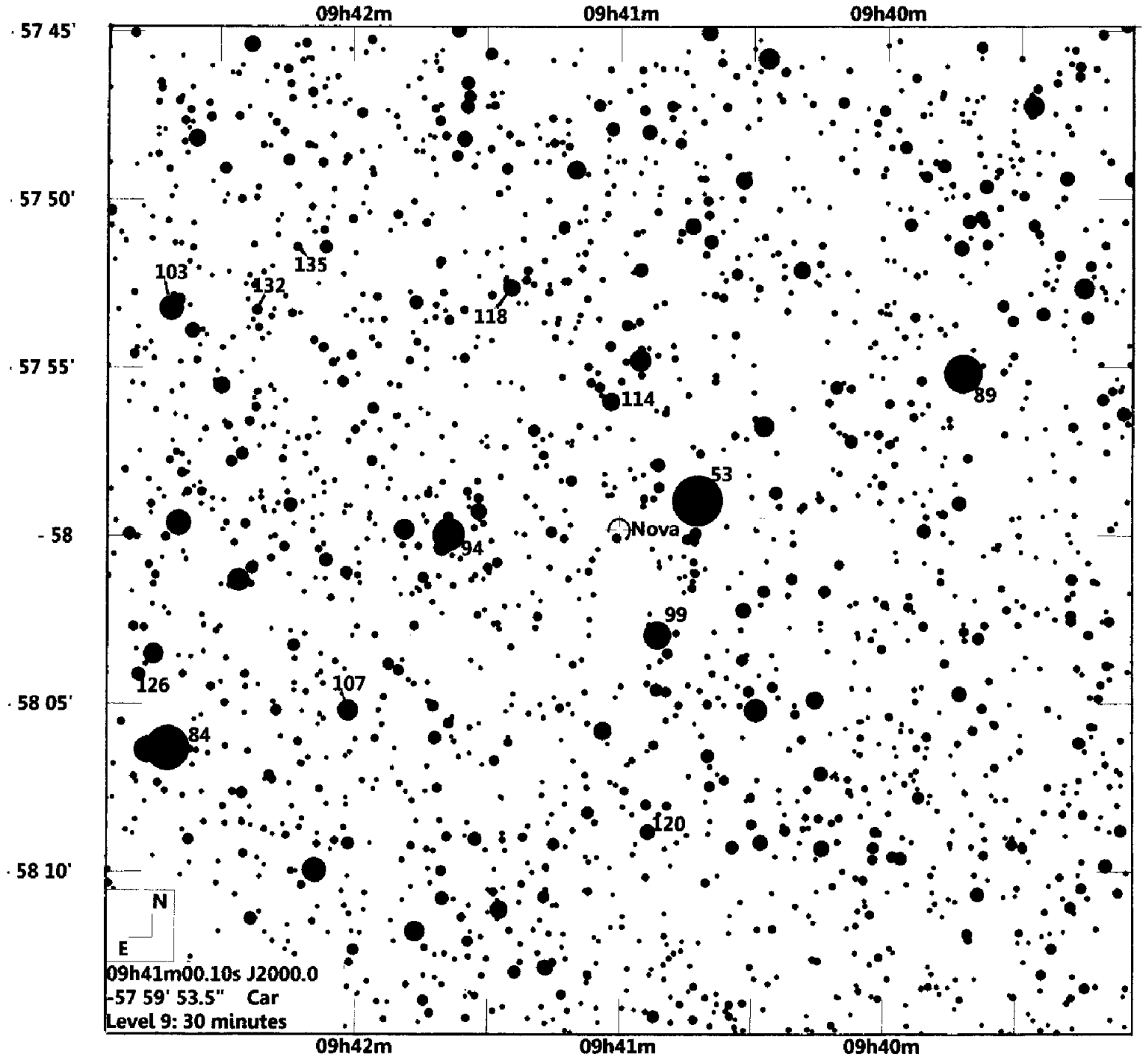

Guide 8 plot. Tycho-2 + USNO-A2.0 Equinox J2000

Mags: V Tycho-2 + APASS +ASAS-3

© 2012 MM 2012.07.27

VSM 224. SN in NGC 1365.

Mati Morel

From: "Mati Morel" <mmorel7@bigpond.com>
Date: Tuesday, 30 October 2012 10:47 AM
To: <VariableStarsSouth@GoogleGroups.com>; "Axelsen Roy" <reaxelsen@gmail.com>; <bd-heath@bigpond.net.au>; "Brown Nick" <nbrown77@bigpond.com>; <costeira1@tutopia.com.br>; <dcn@dcnicholls.com>; "Farrell Fraser" <fraserf@internode.on.net>; "Gilmore Alan" <alan.gilmore@canterbury.ac.nz>; "Monard Berto" <LAGMonar@nmisa.org>; "Pearce Andrew A." <a.tpearce@bigpond.com>; <pfwilliams@onaustralia.com.au>; <pnelson@dcsi.net.au>; <rasnzweb+varstar@gmail.com>; "Richards Tom" <tom@prettyhill.org>; <srh@xtra.co.nz>; <srkak@iinet.net.au>; <stubbo@sympac.com.au>; "W.Liller" <liller.wm@Gmail.com>; <Members@nas.org.au>
Attach: SN_NGC1365_001.jpg
Subject: VSM 224 - SN in NGC 1965.

VSM 224. 2012 October 30.
==========

PSN J03333599-3607377 : SN discovery in galaxy NGC 1365.

Posn (J2000) : 03 33 35.99 –36 07 37.77
Magn: 15.6R
Discovered by A. Klotz on behalf of the TAROT collaboration.
Date : 2012 10 27.05 UT

The attached chart provides a sequence from the APASS database. I have added star '136' which is from a list of superimposed stars by Brian Skiff.
It may not be in APASS (I'm not sure), but be careful with identifying the SN. The SN is apparently on the rise; could reach 12th mag.
Regards,
Mati Morel
Variable Stars South
mmorel7@bigpond.com

VSM 225. Nova in LMC.

Mati Morel

From: "Mati Morel" <mmorel7@bigpond.com>
Date: Monday, 5 November 2012 8:43 PM
To: <VariableStarsSouth@GoogleGroups.com>
Cc: "Axelsen Roy" <reaxelsen@gmail.com>; <bd-heath@bigpond.net.au>; "Brown Nick" <nbrown77@bigpond.com>; <costeira1@tutopia.com.br>; <dcn@dcnicholls.com>; "Farrell Fraser" <fraserf@internode.on.net>; "Gilmore Alan" <alan.gilmore@canterbury.ac.nz>; "Monard Berto" <LAGMonar@nmisa.org>; "Pearce Andrew A." <a.tpearce@bigpond.com>; <pfwilliams@onaustralia.com.au>; <pnelson@dcsi.net.au>; <rasnzweb+varstar@gmail.com>; "Richards Tom" <tom@prettyhill.org>; <srh@xtra.co.nz>; <srkak@iinet.net.au>; <stubbo@sympac.com.au>; "W.Liller" <liller.wm@Gmail.com>
Attach: PNV_J05202109_001.jpg
Subject: [VSS] VSM 225 : Nova in LMC
Object : PNV J05202109-7305433 = OGLE-2012-NOVA-003
Position : (J2000) 05 20 21.09 –73 05 43.3

The discovery announcement is reproduced here from Astronomical Telegram 4540.

ATEL #4540
Title: Nova in the LMC
Author: L. Wyrzykowski, K. Ulaczyk, A. Udalski, S. Kozlowski (Warsaw University Astronomical Observatory, Poland), on behalf of the OGLE team.
Queries: lw@astrouw.edu.pl
Posted: 4 Nov 2012; 19:23 UT
Subjects:Optical, Nova, Transient

We report the detection of a likely nova outburst - OGLE-2012-NOVA-003, found toward the Large Magellanic Cloud (LMC) in the course of the OGLE-IV search for transients (Wyrzykowski et al. ATEL #4495), carried out with the Warsaw 1.3-m Telescope at the Las Campanas Observatory, Chile. The nova is located at Ra,Dec (J2000.0) = 5:20:21.09 -73:05:43.3. There is no detection of a progenitor on the reference image, so it must have been fainter than I>22 mag. The nova was discovered during a semi-automated search for transients on 2012-11-04.358 UT (HJD = 2456235.85867) at magnitude 13.9 in the I-band.
Given the available OGLE data we can constrain the time of the explosion to between 2012-10-22.374 (HJD= 2456222.87366, last frame without the nova) and 2012-10-25.310 (HJD= 2456225.80963, first frame with the nova).
On the first frame the object is saturated with a magnitude between 11and 12 mag in the I-band.

The data collected so far by the OGLE survey in the I-band are listed below:
2456230.75237 12.929 0.001
2456232.85822 13.338 0.001
2456235.85867 13.928 0.001

The data indicate a fast decline rate with t2~10d and t3~15d.
Photometric and spectroscopic follow-up is strongly encouraged.
Finding chart and light curve are available on the OGLE Transients Search pages.: http://ogle.astrouw.edu.pl/ogle4/transients/transients.html
---

A chart and APASS sequence is attached, to enable observations.

Regards,
Mati Morel
Variable Stars South
mmorel7@bigpond.com

--
You received this message because you are subscribed to the Google Groups "Variable Stars South" group.
To post to this group, send email to VariableStarsSouth@googlegroups.com.
To unsubscribe from this group, send email to VariableStarsSouth+unsubscribe@googlegroups.com.
Visit this group at http://groups.google.com/group/VariableStarsSouth?hl=en.

VSM 225. Nova in LMC.

Variable Stars South 88-A000046(e)

Supplementary chart.

PNV J05202109-7305433

(2000) 05h20m21.09 -73°05'43.3"

N: 11.5 I -

OGLE-2012-NOVA-003 Scale: 10" = 1mm

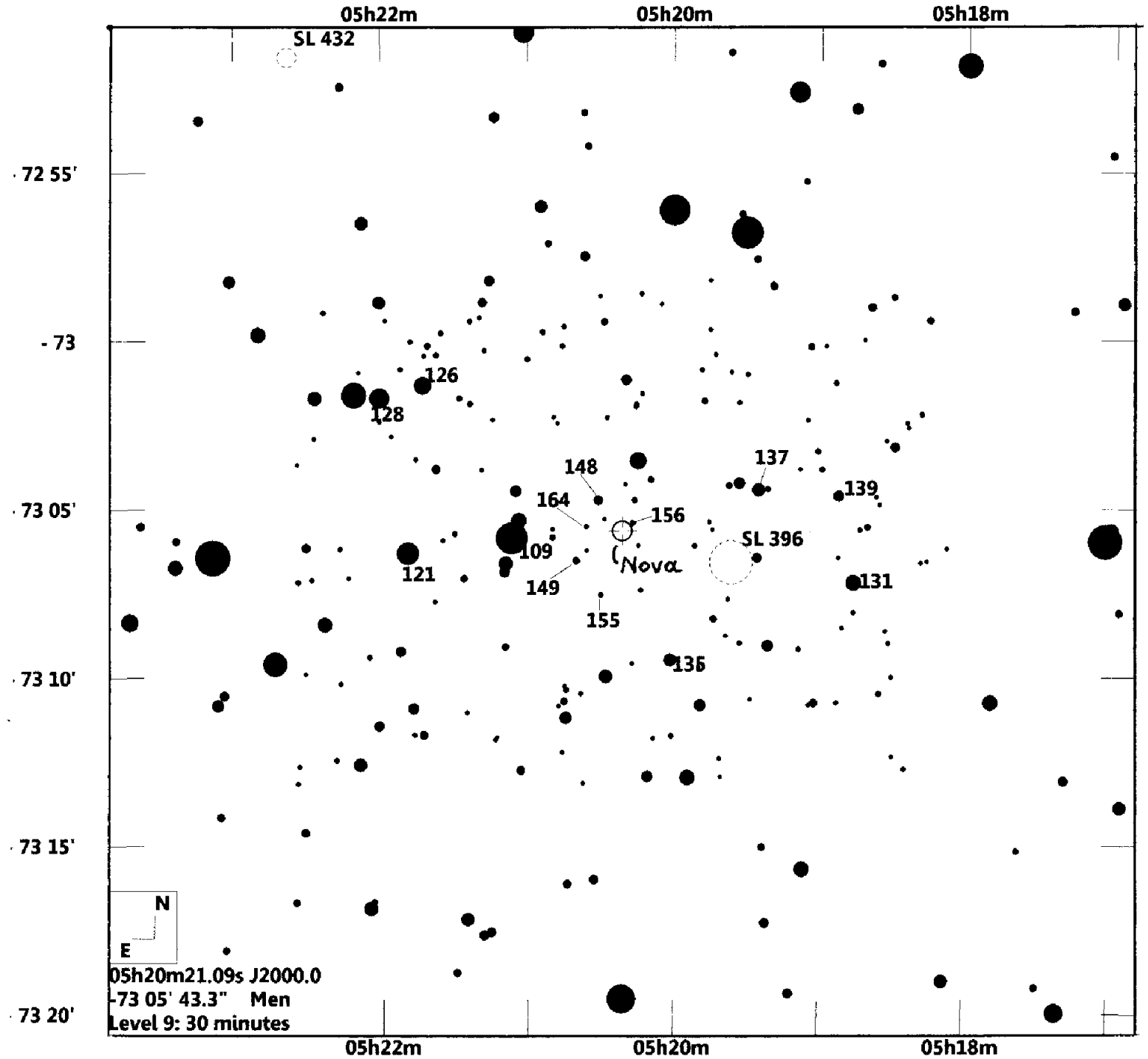

Guide 8 plot. USNO-A2 Equinox J2000

Mags: V APASS

© 2012 MM 2012.11.05

VSM 226. SN in PGC 18880.

Variable Stars South 65-A000047(f)

Supplementary chart.

PSN J06213846-5942506

(2000) 06h21m38.46s-59°42'50.6"

SN Ia 14.8 U -

In PGC 18880 Scale: 5" = 1mm

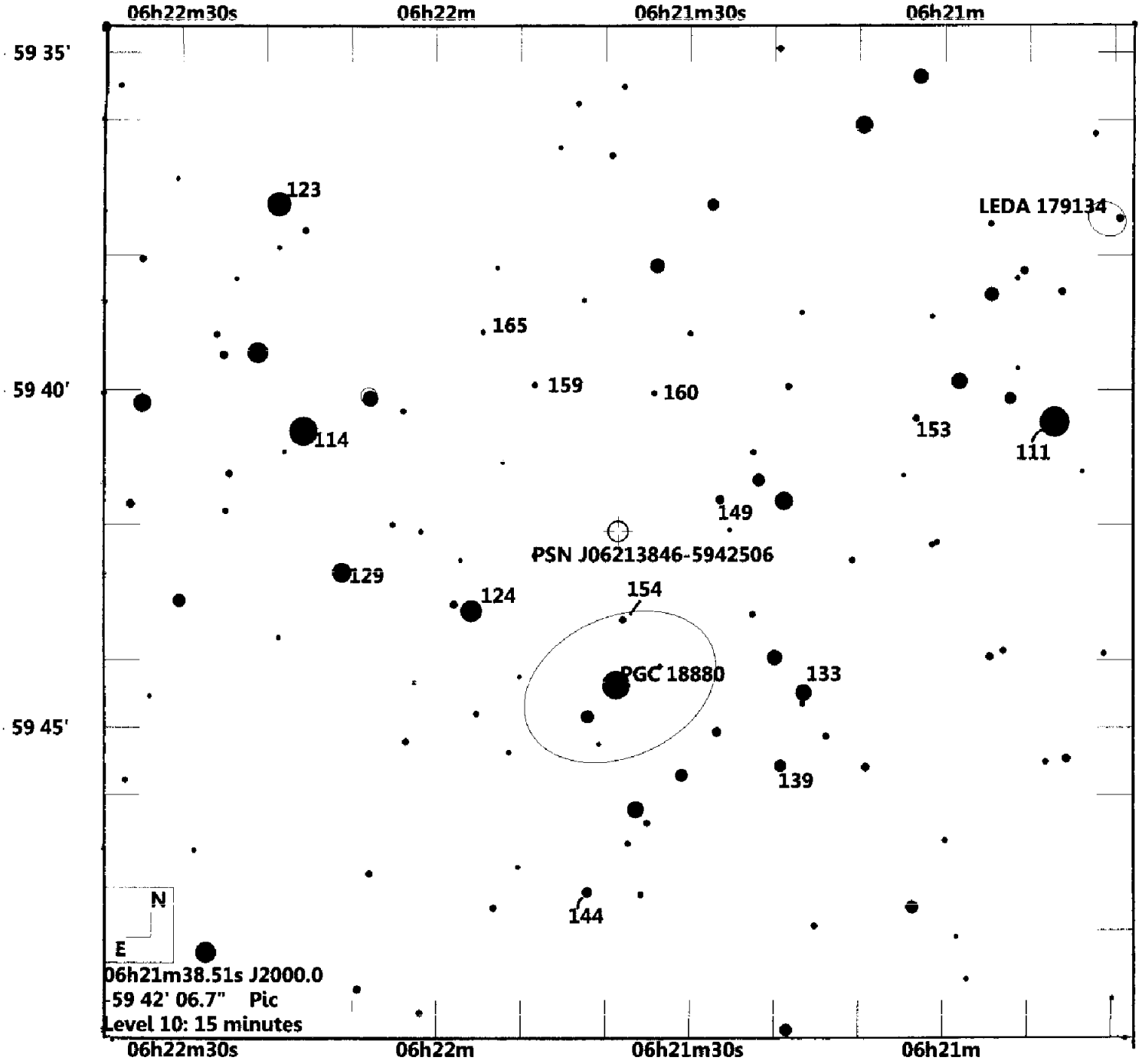

Guide 8 plot. Tycho-2 + USNO-A2.0 Equinox J2000

Mags: V APASS

© 2012 MM 2012.12.21

VSM 227. Poss. SN in NGC 5643.

Variable Stars South 50-A000048(e)

Supplementary chart.

PSN J14323388-4413278

(2000) 14h32m33.88s -44°13'27.8"

SN? 11.9 U -

In NGC 5643 Scale: 10" = 1mm

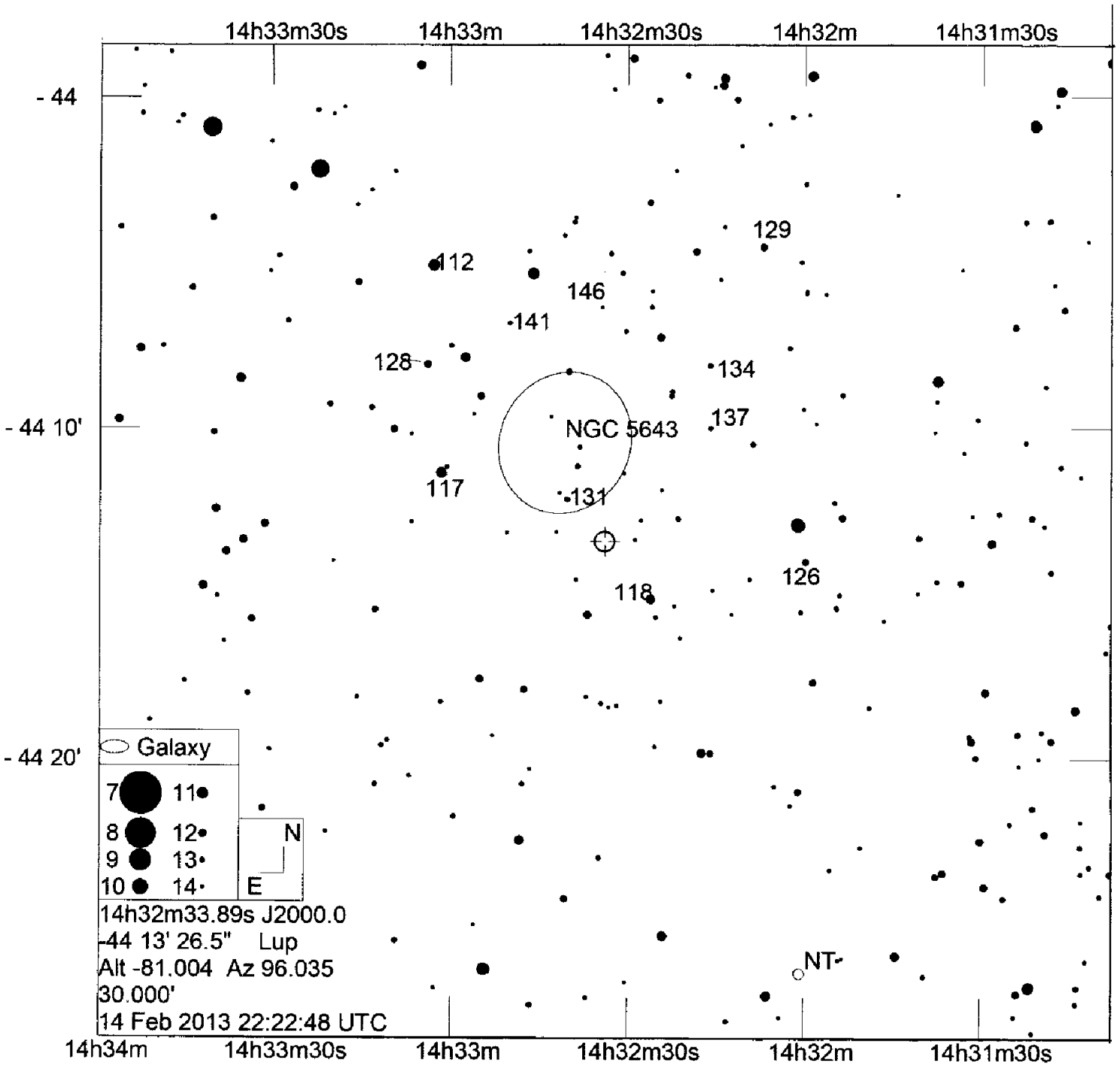

Guide 9 plot. UCAC3 + USNO-A2.0 Equinox J2000

Mags: V APASS

© 2013 MM 2013.02.15

VSM 228. SN 2013by in PGC 59373.

Variable Stars South 06-A000049(e)

Supplementary chart.

PSN J16590243-6011418

(2000) 16h59m02.43s -60°11'41.8"

SN 13.5 U -

In PGC59373 (ESO 138-G010) Scale: 10" = 1mm

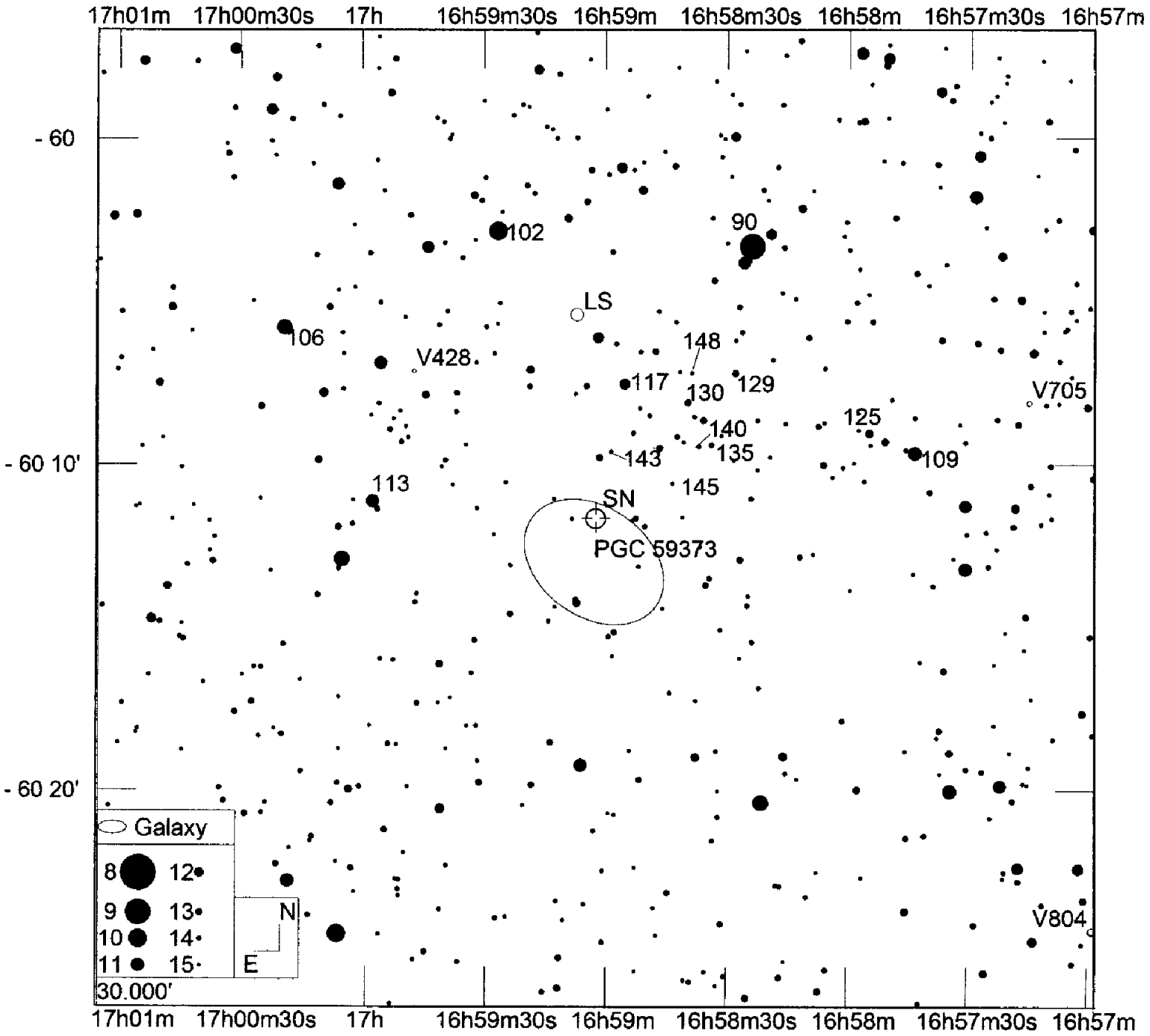

Guide 9 plot. UCAC3 Equinox J2000

Mags: V APASS

© 2013 MM 2013.05.07

VSM 229. Preliminary chart.

Variable Stars South 73-A000050(e)

Supplementary chart.

PNV J17335943-3606216

(2000) 17h33m59.43s -36°06'21.6"

N? 11.1 U -

Also shown: V1163 Sco (M) Scale: 10" = 1mm

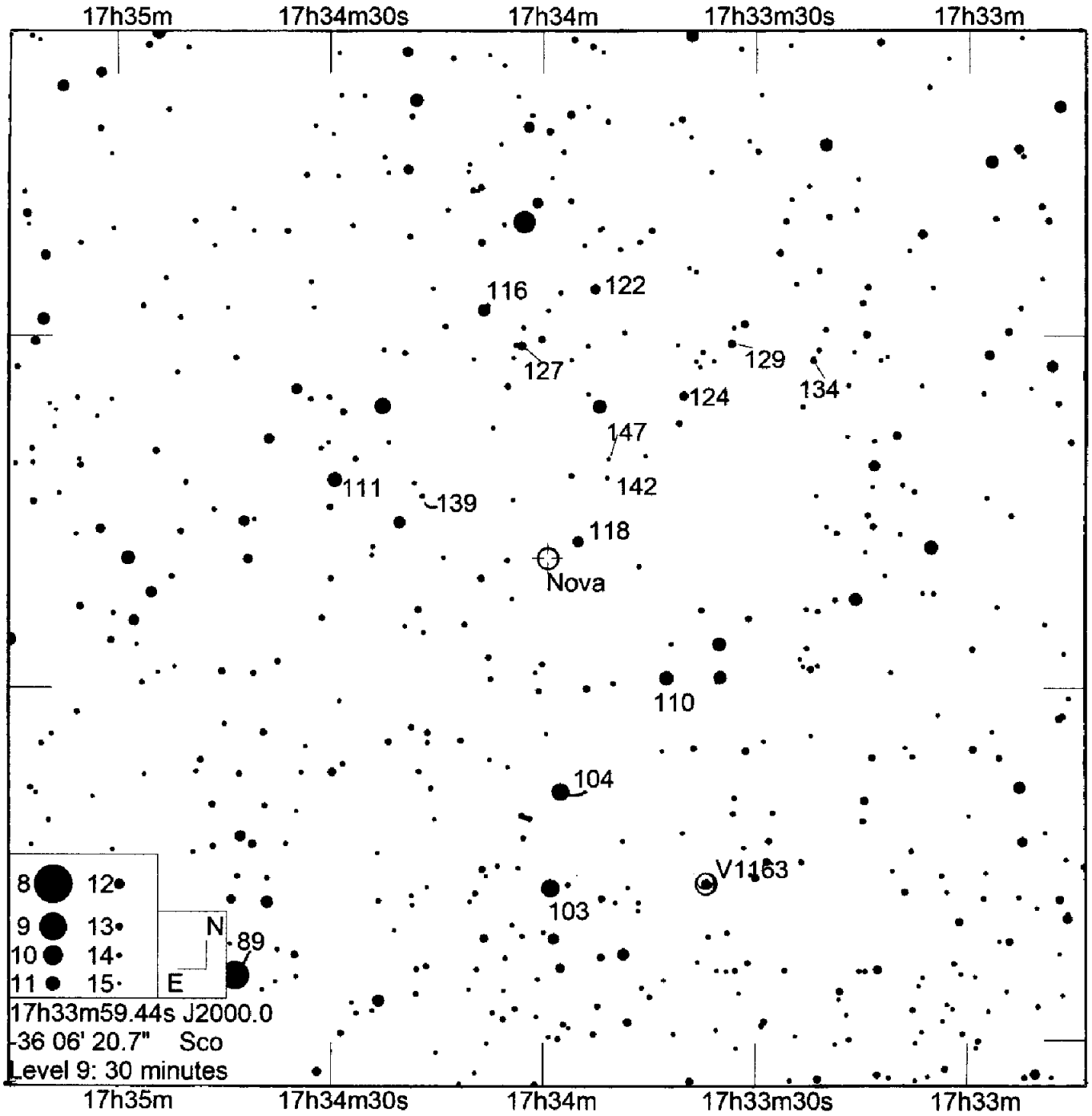

Guide 9 plot. UCAC3 Equinox J2000

Mags: V APASS

© 2013 MM 2013.06.03

VSM 230. V3804 Sgr in outburst.

Variable Stars South 72-V003804(d)

Supplementary chart.

V3804 Sagittarii

(2000) 18h21m28.78s -31°32'04.6"

ZAND 10.5 - 13.4V ..... Sp. pec(e+cont)

Scale: 20" = 1mm

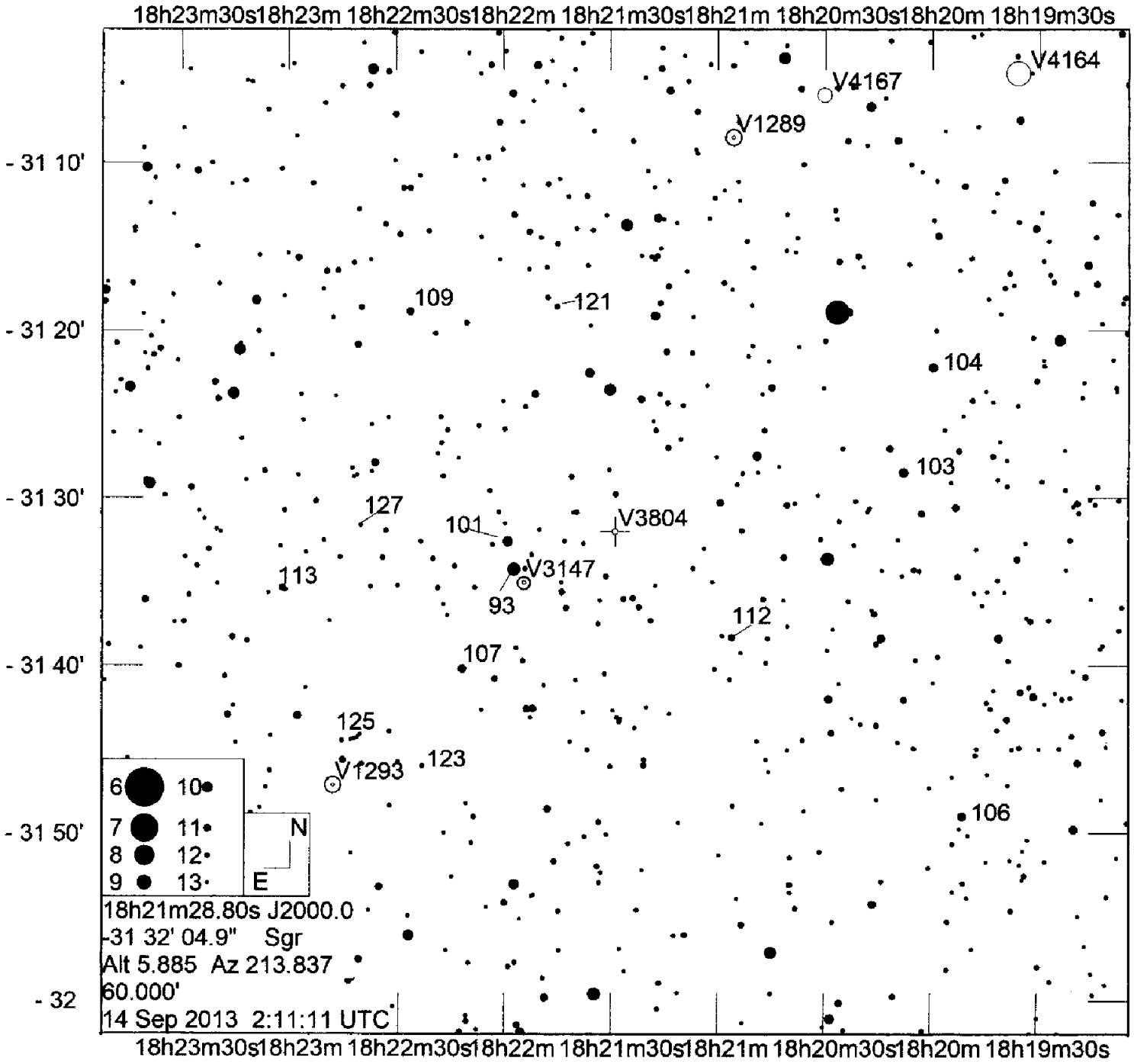

Guide 9 plot. UCAC3 Equinox J2000

Mags: V APASS + ASAS-3

© 2013 MM 2013.09.14

VSM 231. Red variable, NOT a nova.

Variable Stars South 73-A000051(f)

Supplementary chart.

PNV J17411305-3413235

(2000) 17h41m13.05s -34°13'23.5"

N? 11.1 U ..... Spec ?

Scale: 5" = 1mm

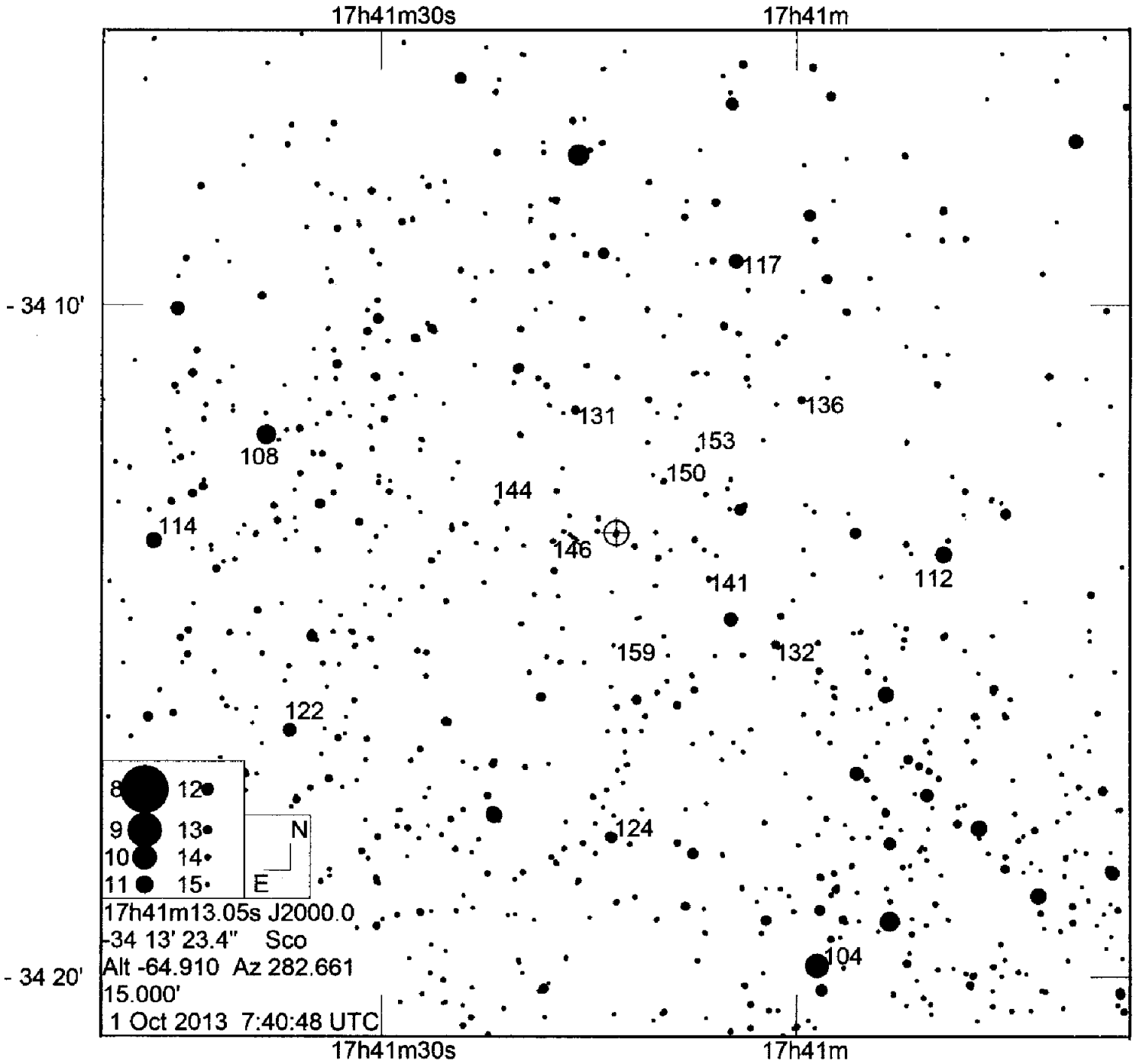

Guide 9 plot. UCAC3 + USNO-A2.0 Equinox J2000

Mags: V APASS

© 2013 MM 2013.10.01

VSM 232. Poss. Nova in LMC.

Mati Morel

From: "Mati Morel" <mmorel7@bigpond.com>
Date: Tuesday, 22 October 2013 10:52 AM
To: "Nick Brown" <nbrown77@bigpond.com>; <srkak@iinet.net.au>; <VariableStarsSouth@googlegroups.com>
Subject: [VSS] VSM 232. Nova in LMC

VSM 232. Possible Nova in LMC.

The following report comes from the OGLE-IV team. A possible nova in the LMC, but note that the only published magnitude is in the I-band, so it may well be a few magnitudes fainter in the V-band. This may appear a bit academic, but a sequence is issued, just in case. The classification is also very preliminary.

ATEL #5491.
==========

The OGLE-IV Transient Search (Wyrzykowski et al. ATEL #4495, Kozlowski et al. 2013) reports the detection of a new star in the Large Magellanic Cloud, likely a classical nova eruption. We measured the maximum brightness at about 13.2 mag in the I-band and the decline rate of about t2~20 days

.

The explosion must have happened between JD= 2456573.81738 (Oct 8th) and 2456581.83627 (Oct 16th), given the non-detection on the former frame.
No progenitor is visible on the template image with the limiting magnitude of about 22 mag.

The coordinates of the OGLE-2013-NOVA-02 are
Ra,Dec(J2000.0)= 05:57:58.385 -74:54:09.43

Photometric and spectroscopic follow-up is strongly encouraged.

Finding charts and light curve is available here.: http://ogle.astrouw.edu.pl/ogle4/transients/

Regards,
Mati Morel
Variable Stars South
mmorel7@bigpond.com

--

You received this message because you are subscribed to the Google Groups "Variable Stars South" group.
To unsubscribe from this group and stop receiving emails from it, send an email to VariableStarsSouth+unsubscribe@googlegroups.com.
To post to this group, send email to VariableStarsSouth@googlegroups.com.
Visit this group at http://groups.google.com/group/VariableStarsSouth.
For more options, visit https://groups.google.com/groups/opt_out.

VSM 232. Poss. Nova in LMC.

Variable Stars South 89-A000052(e)

Supplementary chart.

OGLE-2013-NOVA-02 [LMC]

(2000) 05h57m58.385s -74°54'09.43"

N 13.2 I ..... Spec ?

Scale: 10" = 1mm

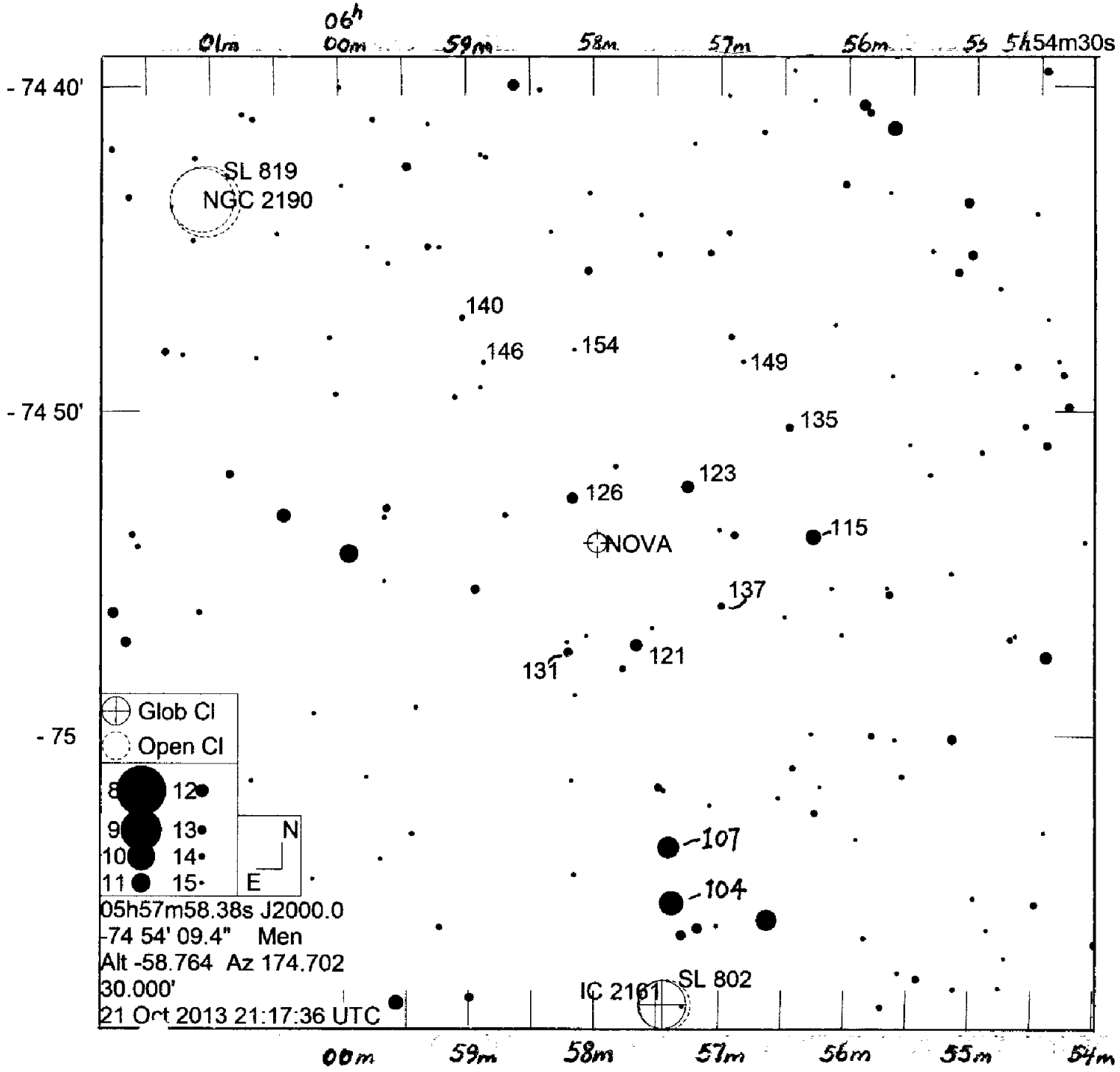

Guide 9 plot. UCAC3 Equinox J2000

Mags: V APASS

© 2013 MM 2013.10.22

VSM 233. Nova in Centaurus, = V1369 Cen. Disc. by J. Seach.

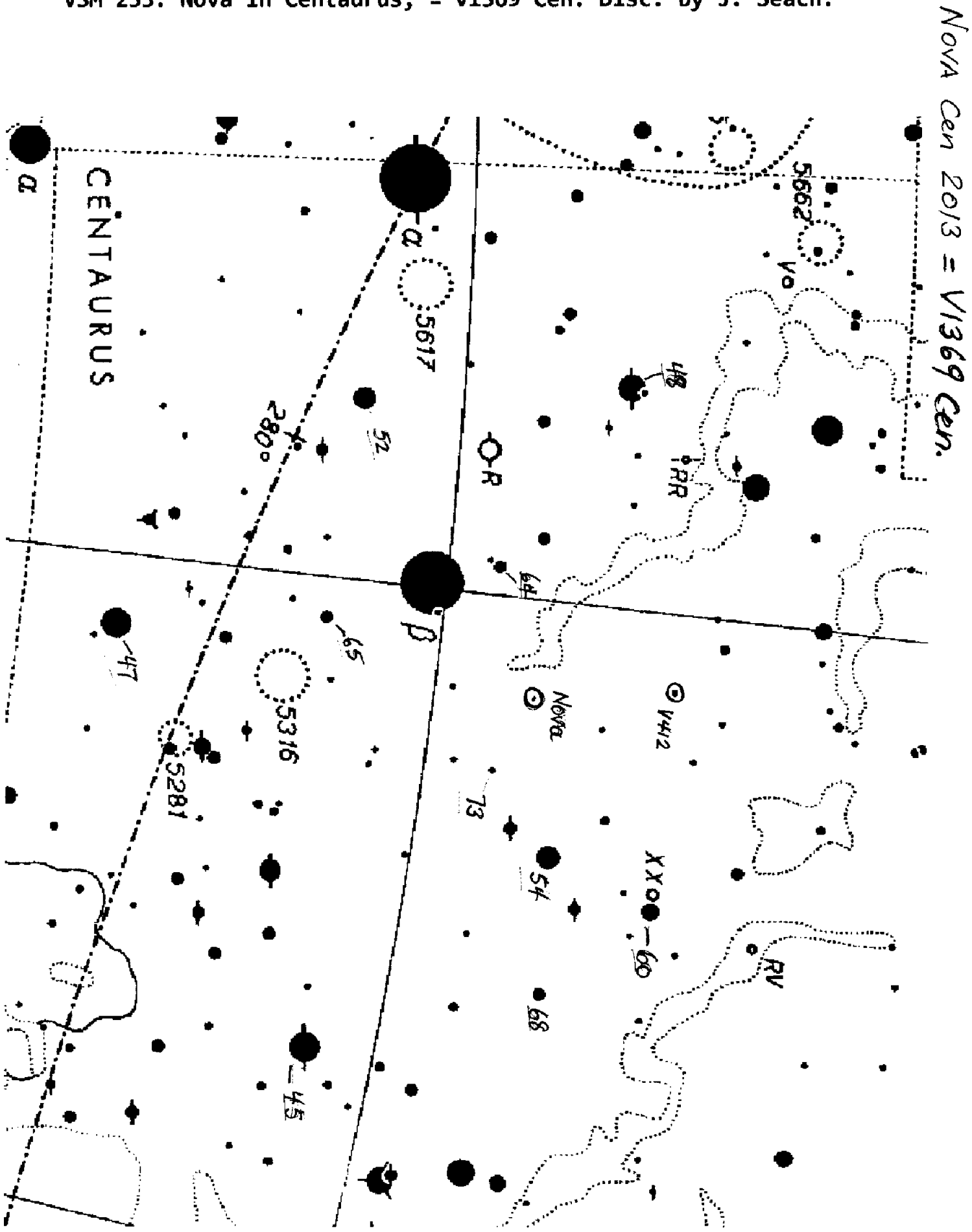

VSM 234. Preliminary chart.

Variable Stars South 72-A000055(f)

Supplementary chart.

PNV J18250860-2236024

(2000) 18h25m08.60s -22°36'02.4"

N? 8.7 U .....

Scale: 5" = 1mm

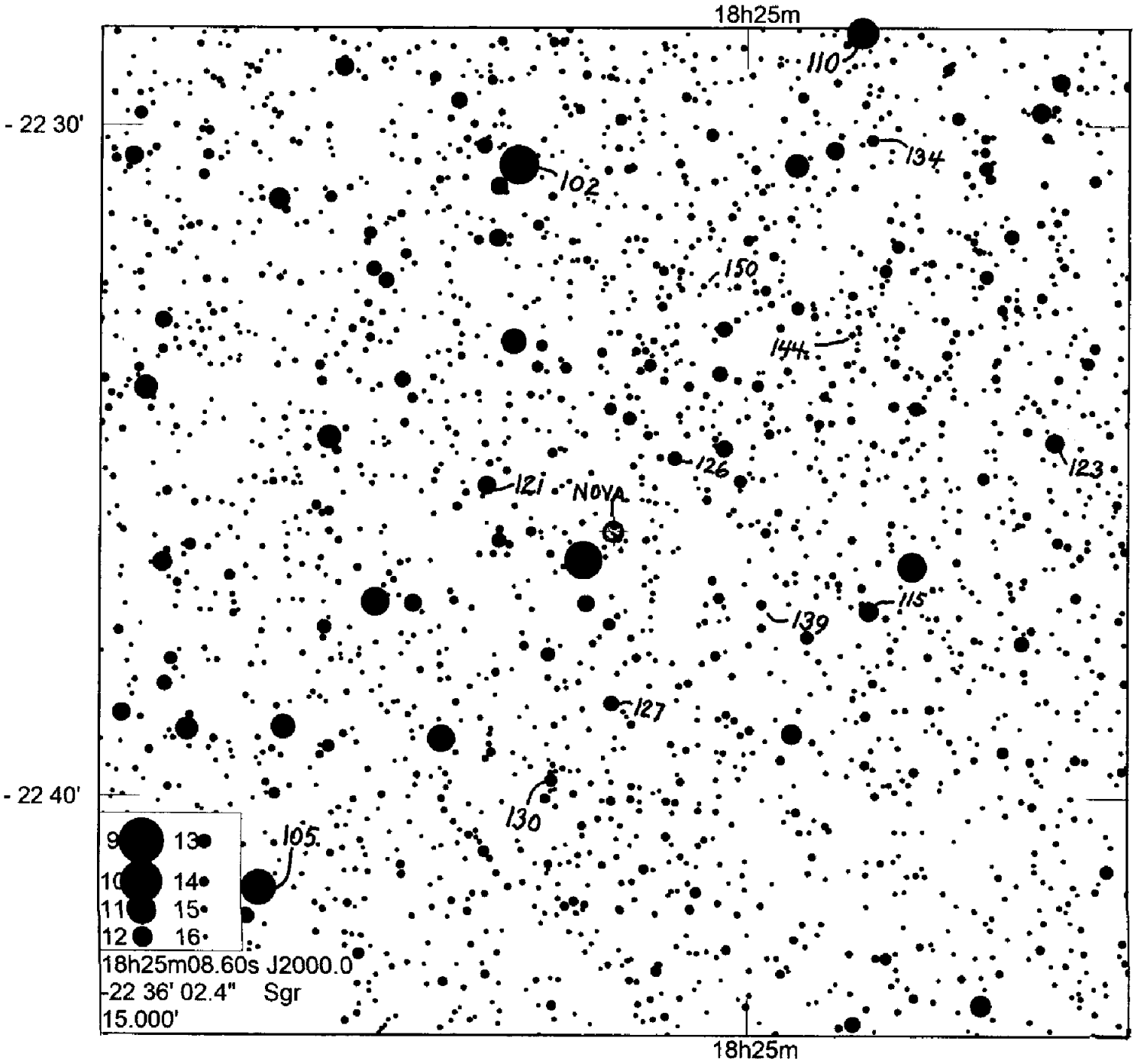

Guide 9 plot. UCAC3 Equinox J2000

Mags: V APASS

© 2014 MM 2014.01.28

VSM 235. Preliminary chart.

Variable Stars South 73–A000056(g)

Supplementary chart.

TCP J17154683-3128303

(2000) 17h15m46.83s –31°28'30.3"

N? 10.1 U .....

Scale: 25" = 1mm

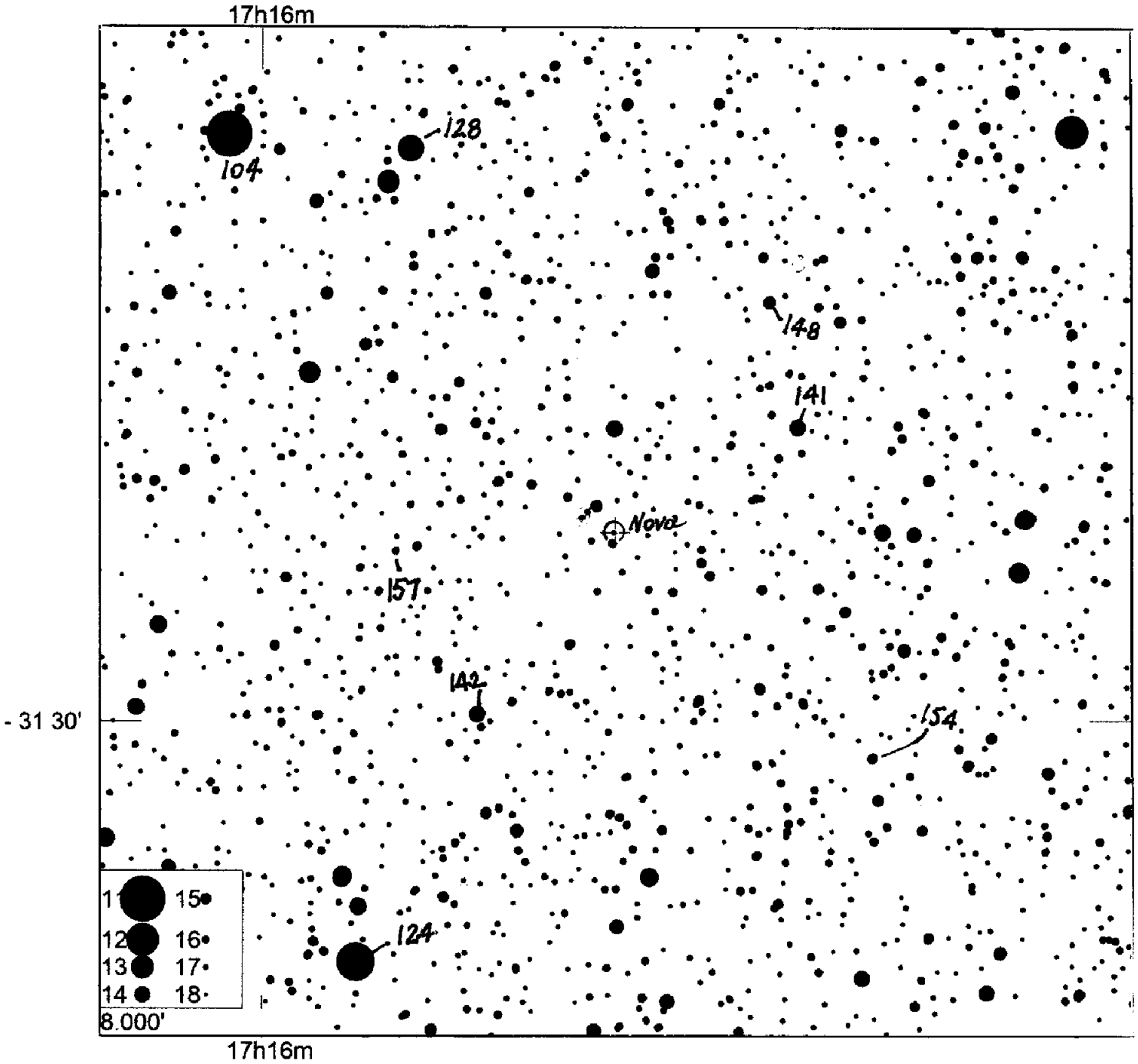

Guide 9 plot. UCAC3+GSC2.3 Equinox J2000

Mags: V APASS

© 2014 MM 2014.03.28

VSM 236. Preliminary chart.

Mati Morel

From: "Mati Morel" <mmorel7@bigpond.com>
Date: Sunday, 13 April 2014 8:47 AM
To: "Andrew A. Pearce" <a.tpearce@bigpond.com>; <bd-heath@bigpond.net.au>; "Fraser Farrell" <fraserf@internode.on.net>; "Nick Brown" <nbrown77@bigpond.com>; "Paul Camilleri" <paully71@bigpond.com>; <pfwilliams@onaustralia.com.au>; <pnelson@dcsi.net.au>; "Roy Axelsen" <reaxelsen@gmail.com>; <srh@xtra.co.nz>; <srkak@iinet.net.au>; <stubbo@sympac.com.au>; "Tom Richards" <tom@prettyhill.org>; <variablestarssouth@googlegroups.com>; "W.Liller" <liller.wm@gmail.com>
Attach: PNV_J17144255-2943481_001.jpg
Subject: [VSS] VSM 236 : Possible nova in Oph

The CBAT confirmation page has the following entry.

PNV J17144255-2943481 : possible nova in Ophiuchus.
Posn: (J2000) 17h14m42.55s -29°43'48.1"
2014 April 11.747 UT : 10.7mag (CCD unfiltered)

Discovered by H. Nishimura, Shizuoka-ken, Japan, who writes nothing is visible at this location on a frame taken on April 10.699 UT using 200-mm f/3.2 lens + a digital camera. Also T. Kojima, Gunma-ken, reports this discovery independently on a frame taken on 2014 April 11.757, who writes nothing is visible on a frame taken on April 10.749 using 85-mm f/2.8 lens + digital camera.

The attached V sequence will also be sent to AAVSO.
Regards,
Mati Morel
Variable Stars South
mmorel7@bigpond.com

--
You received this message because you are subscribed to the Google Groups "Variable Stars South" group.
To unsubscribe from this group and stop receiving emails from it, send an email to VariableStarsSouth+unsubscribe@googlegroups.com.
To post to this group, send email to VariableStarsSouth@googlegroups.com.
Visit this group at http://groups.google.com/group/VariableStarsSouth.
For more options, visit https://groups.google.com/d/optout.

VSM 236. Preliminary chart.

Variable Stars South 59-A000057(f)

Supplementary chart.

PNV J17144255-2943481

(2000) 17h14m42.55s -29°43'48.1"

N? 10.6 U .....

Scale: 5" = 1mm

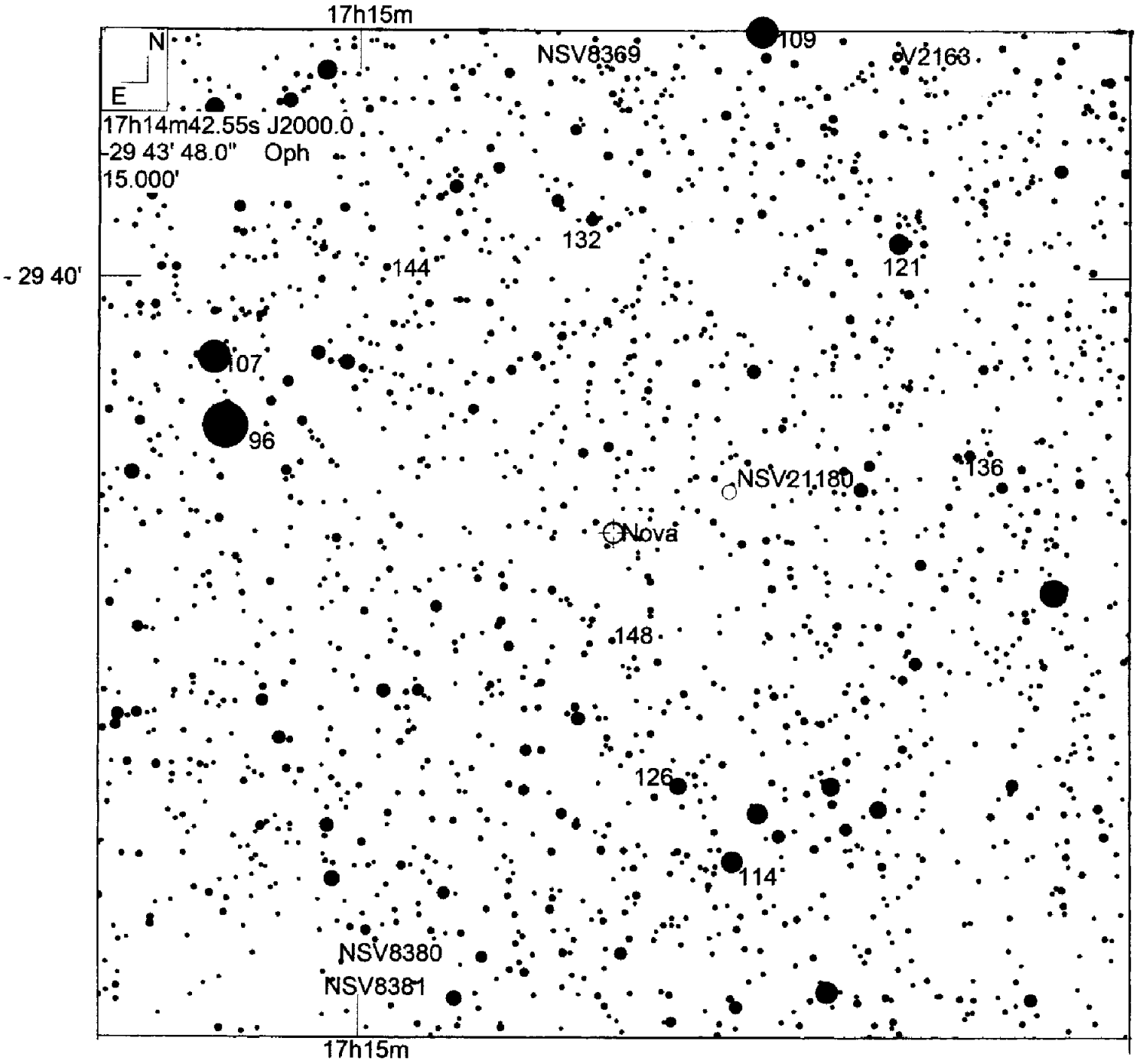

Guide 9 plot. UCAC3

Mags: V APASS

Equinox J2000

© 2014

MM 2014.04.13